






GLIDE PATH &
SHAPING & BURS
CAVITY ACCESS & IRRIGATION
& ACTIVATION
PINS & POSTS

+
**WE
KNOW
ENDO.**

Contents

MISSION/VISION	4
<hr/>	
ENDO SOLUTION	6
<hr/>	
	STEP 1 CAVITY ACCESS & BURS 9
<hr/>	
	STEP 2 GLIDE PATH & SHAPING/MOTORS & APEX LOCATORS 27
<hr/>	
	STEP 3 IRRIGATION & ACTIVATION 39
<hr/>	
	STEP 4 OBTURATION 41
<hr/>	
	STEP 5 PINS & POSTS/RETREATMENT & SPECIAL CASES 51
<hr/>	
HAND INSTRUMENTS	59
<hr/>	
ACCESSORIES	63
<hr/>	
WARNINGS, SYMBOLS & REFERENCES	67
<hr/>	



MISSION

AS A LEADER IN ENDODONTICS AND TRUSTED PARTNER IN DENTAL SURGERY, WE SHAPE THE FUTURE BY DELIVERING INNOVATIVE SOLUTIONS AND EDUCATION PROGRAMS THAT ARE BEST IN CLASS. WE PROVIDE PRACTITIONERS WITH MORE EFFECTIVE AND SIMPLER CLINICAL PROCEDURES THAT OFFER THE SAFEST TREATMENT OPTION FOR PATIENTS WORLDWIDE.



**LEADING AND SHAPING THE FUTURE OF
ENDODONTICS GLOBALLY IS OUR LIFE'S WORK.**

STEP 1

CAVITY ACCESS & BURS

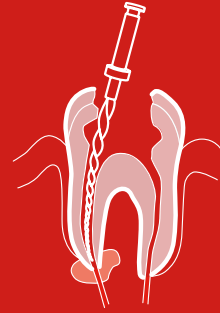
To gain adequate and unobstructed access to all canals for shaping instruments



STEP 2

GLIDE PATH & SHAPING

Allows for efficient cleaning and disinfection as well as for optimal obturation



SOLUTION

CAVITY ACCESS SET

To shape the cavity access up to canals' entrance



START-X™ & PROULTRA

Ultrasonic insert to refine access cavity and canal orifice location



CAVITY BURS



CROWN REMOVER / METAL TRIMMING



TRIMMING & FINISHING



DIAMOND INSTRUMENTS



SOLUTION



A heritage of timeless precision and quality in steel



COLORINOX®

Stainless Steel files



READY•STEEL®

Ready to start when you are READY•STEEL® is a pre-sterilized files range, ready to use



PathFile®

Rotary NiTi endodontic glide path files



pro•glider™

Single file rotary NiTi endodontic glide path solution



PROTAPER•NEXT®

For very flexible performance



PROTAPER®
UNIVERSAL

The global endo gold standard



wave•one®

Simplicity is the real innovation



EQUIPMENT: Apex locators for accurate and reliable working length determination

PROPEX® II

Sharpen your root canal visibility



propex•pixi™

Small size. Big benefits



*This range is not available everywhere so please contact your local dealer to have more information.

STEP 3

IRRIGATION & ACTIVATION

To lubricate and disinfect the root canal system and remove debris



STEP 4

OBTURATION

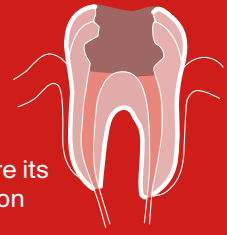
To prevent from any recontamination of the root canal system



STEP 5

PINS & POSTS

To complete sealing of the tooth to restore its original function



SOLUTION



To lubricate and reduce risk of file breakage



ENDO ACTIVATOR®

To safely and vigorously energize intracanal irrigants during endodontic treatments



SOLUTION

TOPSEAL® & LENTULO®

Epoxy resin based root canal sealer



GUTTA-PERCHA & PAPER POINTS

For cold & warm obturation



THERMAFIL® & gutta•core®

For carrier based obturation



CALAMUS DUAL

For mechanised vertical compaction



PRO ROOT MTA & MAP SYSTEM

To repair root canal perforation



SOLUTION

RADIX-ANKER®

Biocompatible root canal post made of titanium and available with three different heads for increased clinical versatility



CYTCO®-K

Titanium root canal posts



UNIMETRIC

Isometric root canal post made of titanium



EASYPOST™

Root canal posts made of white glass fiber material, providing the ideal mechanical properties for a homogeneous reconstruction which minimises the risks of root fracture



RADIX® FIBER POST

Root canal posts made of translucent glass fiber material preserving the aesthetics of the tooth and providing a fast and efficient sealing



UNICLIP

Plastic burn-out root canal posts providing several user benefits



EQUIPMENT: Motors for precise and efficient shaping in continuous and/or reciprocating motion

x•smart

Continuous motion



x•smart plus

Continuous & Reciprocating motions



STEP 1
CAVITY ACCESS
& BURS



Recommendations concerning the use of tungsten carbide burs

1. Recommended speed

The following speeds should not be exceeded for tungsten carbide burs :

ISO Sizes :	Rpm. :
N° ISO: 006-010	300 000
012-023	150 000 - 200 000

depending upon the size.

One should avoid sudden changes of the speed as well as any jamming of the bur.

2. Working pressure

Do not operate the bur with a pressure of more than 100 gr. Excessive pressure may jam the bur or be the cause of a sudden change of speed.

3. Cleaning and sterilization

Some liquids used for cleaning or disinfection may corrode the bur. Instruments can be disinfected by immersion in alcohol without damage. The safest method is cleaning with plain water followed by hot air sterilisation or auto-claving.

4. Handpiece

The concentricity of your handpiece or turbine should be checked periodically.

5. Packing (REF E 0123-E 0150C)





























































FG 19 mm: blister 5 pces

RA: blister 5 pces

HP: blister 5 pces

6. We do not recommend the use of plasma sterilization.
























STEP 1 CAVITY ACCESS & BURS

CAVITY BURS	CODE	ISO SIZE	SYMBOL
<p>ROUND</p> 	E 0123	<p>ISO 001 001 Ø ISO 004 005 006 007 008 009 010 012 014 016 018 021 023 027</p> <p>USA - ¼ ½ - 1 - 2 3 4 5 6 7 8 -</p> <p>FG 19mm  </p> <p>FG 19mm  </p> <p>FG 25mm  </p> <p>RA 225mm  </p> <p>HP 445mm  </p> <p>(x) 5x 5x 5x 5x 5x 5x 5x 5x 5x 5x 5x 5x 5x</p>	
<p>EXCAVABUR® ROUND</p> 	E 123A	<p>Ø ISO 010 012 014 016 018 021 023 025 027</p> <p>FG 19mm  </p> <p>RA 225mm  </p> <p>(x) 5x 5x 5x 5x 5x 5x 5x 5x</p> <p>Special blade geometry for higher cutting efficiency</p>	
<p>INVERTED CONE</p> 	E 0124	<p>ISO 010 001 Ø ISO 006 007 008 009 010 012 014 016 018</p> <p>USA 33 ¼ - 34 - 35 36 37 38 39</p> <p>FG 19mm  </p> <p>RA 225mm  </p> <p>HP 445mm  </p> <p>(x) 5x 5x 5x 5x 5x 5x 5x 5x</p>	
<p>CYLINDER ROUND</p> 	E 0128	<p>ISO 137 006 Ø ISO 008 009 010 012 014</p> <p>USA 1156 - 1157 1158 1159</p> <p>FG 19mm  </p> <p>RA 225mm  </p> <p>HP 445mm  </p> <p>(x) 5x 5x 5x 5x 5x</p>	
<p>CYLINDER SQUARE</p> 	E 0129 E 129X	<p>ISO 107 006 Ø ISO 008 009 010 012 014 016</p> <p>USA 56 - 57 58 59 60</p> <p>FG 19mm  </p> <p>FG 21mm  </p> <p>FG 25mm  </p> <p>RA 225mm  </p> <p>RA 245mm  </p> <p>HP 445mm  </p> <p>(x) 5x 5x 5x 5x 5x 5x</p> <p>E 129X ISO 110 006</p> <p>Ø ISO 010 012 014</p> <p>57L 58L 59L</p>	
<p>CONE SQUARE</p> 	E 0130 E 130L E 130X	<p>ISO 168 006 Ø ISO 008 009 010 012 014 016 018</p> <p>USA 168 169 170 171 - 172 -</p> <p>FG 19mm  </p> <p>FG 21mm  </p> <p>FG 25mm  </p> <p>RA 225mm  </p> <p>HP 445mm  </p> <p>HP 445mm  </p> <p>(x) 5x 5x 5x 5x 5x 5x 5x</p> <p>E 130L E 130X ISO 171 006 ISO 171 006</p> <p>Ø ISO 009 010 010 012</p> <p>169L 170L - -</p>	
<p>CYLINDER ROUND</p> 	E 0136	<p>ISO 137 007 Ø ISO 008 009 010 012 014</p> <p>USA 1556 - 1557 1558 1559</p> <p>FG 19mm  </p> <p>RA 225mm  </p> <p>HP 445mm  </p> <p>(x) 5x 5x 5x 5x 5x</p>	
<p>CYLINDER SQUARE</p> 	E 0137 E 137X	<p>ISO 107 007 Ø ISO 008 009 010 012 014 016 018 021</p> <p>USA 556 - 557 558 559 560 561 562</p> <p>FG 19mm  </p> <p>FG 21mm  </p> <p>FG 25mm  </p> <p>RA 225mm  </p> <p>HP 445mm  </p> <p>(x) 5x 5x 5x 5x 5x 5x 5x</p> <p>E 137X ISO 110 007</p> <p>Ø ISO 010 012 014</p> <p>557L 558L 559L</p>	
<p>CONE SQUARE</p> 	E 0138 E 138L E 138X	<p>ISO 168 007 Ø ISO 008 009 010 012 014 016 018 021 023</p> <p>USA 698 699 700 701 - 702 - 703 -</p> <p>FG 19mm  </p> <p>FG 21mm  </p> <p>FG 25mm  </p> <p>RA 225mm  </p> <p>HP 445mm  </p> <p>(x) 5x 5x 5x 5x 5x 5x 5x 5x</p> <p>009 010 016 010 012</p> <p>699L 700L 702L - -</p>	
<p>CONE ROUND</p> 	E 0147	<p>ISO 196 006 Ø ISO 009</p> <p>USA -</p> <p>FG 19mm  .</p> <p>HP 445mm  .</p> <p>(x) 5x</p>	











































STEP 1 CAVITY ACCESS & BURS

CAVITY BURS continued		CODE	ISO SIZE	SYMBOL																								
CONE ROUND	E 0148	ISO 196 007	<table border="1"> <thead> <tr> <th>Ø ISO</th> <th>010</th> <th>012</th> </tr> </thead> <tbody> <tr> <td>USA</td> <td>1700</td> <td>1701</td> </tr> <tr> <td></td> <td>▪</td> <td>▪</td> </tr> <tr> <td></td> <td>5x</td> <td>5x</td> </tr> </tbody> </table>	Ø ISO	010	012	USA	1700	1701		▪	▪		5x	5x													
Ø ISO	010	012																										
USA	1700	1701																										
	▪	▪																										
	5x	5x																										
CONE ROUND	E 0149	ISO 196 006	<table border="1"> <thead> <tr> <th>Ø ISO</th> <th>010</th> <th>012</th> <th>014</th> <th>016</th> </tr> </thead> <tbody> <tr> <td>USA</td> <td>1170</td> <td>1171</td> <td>-</td> <td>1172</td> </tr> <tr> <td></td> <td>▪</td> <td>▪</td> <td>▪</td> <td>▪</td> </tr> <tr> <td></td> <td>5x</td> <td>5x</td> <td>5x</td> <td>5x</td> </tr> </tbody> </table>	Ø ISO	010	012	014	016	USA	1170	1171	-	1172		▪	▪	▪	▪		5x	5x	5x	5x					
Ø ISO	010	012	014	016																								
USA	1170	1171	-	1172																								
	▪	▪	▪	▪																								
	5x	5x	5x	5x																								
AMALGAM BUR	E 150A	ISO 232 006	<table border="1"> <thead> <tr> <th>Ø ISO</th> <th>006</th> <th>008</th> <th>009</th> <th>010</th> <th>012</th> </tr> </thead> <tbody> <tr> <td>USA</td> <td>329</td> <td>330</td> <td>-</td> <td>331</td> <td>332</td> </tr> <tr> <td></td> <td>▪</td> <td>▪</td> <td>▪</td> <td>▪</td> <td>▪</td> </tr> <tr> <td></td> <td>5x</td> <td>5x</td> <td>5x</td> <td>5x</td> <td>5x</td> </tr> </tbody> </table>	Ø ISO	006	008	009	010	012	USA	329	330	-	331	332		▪	▪	▪	▪	▪		5x	5x	5x	5x	5x	
Ø ISO	006	008	009	010	012																							
USA	329	330	-	331	332																							
	▪	▪	▪	▪	▪																							
	5x	5x	5x	5x	5x																							
AMALGAM BUR	E 150B	ISO 237 006	<table border="1"> <thead> <tr> <th>Ø ISO</th> <th>008</th> <th>010</th> <th>012</th> <th>014</th> </tr> </thead> <tbody> <tr> <td>USA</td> <td>330L</td> <td>331</td> <td>332L</td> <td>333L</td> </tr> <tr> <td></td> <td>▪</td> <td>▪</td> <td>▪</td> <td>▪</td> </tr> <tr> <td></td> <td>5x</td> <td>5x</td> <td>5x</td> <td>5x</td> </tr> </tbody> </table>	Ø ISO	008	010	012	014	USA	330L	331	332L	333L		▪	▪	▪	▪		5x	5x	5x	5x					
Ø ISO	008	010	012	014																								
USA	330L	331	332L	333L																								
	▪	▪	▪	▪																								
	5x	5x	5x	5x																								
AMALGAM BUR	E 150C	ISO 233 006	<table border="1"> <thead> <tr> <th>Ø ISO</th> <th>008</th> <th>014</th> </tr> </thead> <tbody> <tr> <td>USA</td> <td>245</td> <td>-</td> </tr> <tr> <td></td> <td>▪</td> <td>▪</td> </tr> <tr> <td></td> <td>5x</td> <td>5x</td> </tr> </tbody> </table>	Ø ISO	008	014	USA	245	-		▪	▪		5x	5x													
Ø ISO	008	014																										
USA	245	-																										
	▪	▪																										
	5x	5x																										
CROWN REMOVER/METAL TRIMMING		CODE	ISO SIZE	SYMBOL																								
TRANSMETAL CYLINDER	E 0153	ISO 137 007	<table border="1"> <thead> <tr> <th>Ø ISO</th> <th>012</th> </tr> </thead> <tbody> <tr> <td>USA</td> <td>-</td> </tr> <tr> <td></td> <td>▪</td> </tr> <tr> <td></td> <td>5x</td> </tr> </tbody> </table>	Ø ISO	012	USA	-		▪		5x																	
Ø ISO	012																											
USA	-																											
	▪																											
	5x																											
TRANSMETAL PEAR	E 0154	ISO 237 007	<table border="1"> <thead> <tr> <th>Ø ISO</th> <th>009</th> <th>010</th> <th>012</th> </tr> </thead> <tbody> <tr> <td>USA</td> <td>-</td> <td>-</td> <td>-</td> </tr> <tr> <td></td> <td>▪</td> <td>▪</td> <td>▪</td> </tr> <tr> <td></td> <td>5x</td> <td>5x</td> <td>5x</td> </tr> </tbody> </table>	Ø ISO	009	010	012	USA	-	-	-		▪	▪	▪		5x	5x	5x									
Ø ISO	009	010	012																									
USA	-	-	-																									
	▪	▪	▪																									
	5x	5x	5x																									
DC CYLINDER	E 0155	ISO 109 019	<table border="1"> <thead> <tr> <th>Ø ISO</th> <th>010</th> <th>012</th> </tr> </thead> <tbody> <tr> <td>USA</td> <td>557X</td> <td>558X</td> </tr> <tr> <td></td> <td>▪</td> <td>▪</td> </tr> <tr> <td></td> <td>5x</td> <td>5x</td> </tr> </tbody> </table>	Ø ISO	010	012	USA	557X	558X		▪	▪		5x	5x													
Ø ISO	010	012																										
USA	557X	558X																										
	▪	▪																										
	5x	5x																										
DC CONE	E 0156	ISO 170 019	<table border="1"> <thead> <tr> <th>Ø ISO</th> <th>010</th> <th>012</th> </tr> </thead> <tbody> <tr> <td>USA</td> <td>700X</td> <td>701X</td> </tr> <tr> <td></td> <td>▪</td> <td>▪</td> </tr> <tr> <td></td> <td>5x</td> <td>5x</td> </tr> </tbody> </table>	Ø ISO	010	012	USA	700X	701X		▪	▪		5x	5x													
Ø ISO	010	012																										
USA	700X	701X																										
	▪	▪																										
	5x	5x																										
DC CYLINDER ROUND	E 0158	ISO 137 019	<table border="1"> <thead> <tr> <th>Ø ISO</th> <th>010</th> <th>012</th> </tr> </thead> <tbody> <tr> <td>USA</td> <td>557X</td> <td>558X</td> </tr> <tr> <td></td> <td>▪</td> <td>▪</td> </tr> <tr> <td></td> <td>5x</td> <td>5x</td> </tr> </tbody> </table>	Ø ISO	010	012	USA	557X	558X		▪	▪		5x	5x													
Ø ISO	010	012																										
USA	557X	558X																										
	▪	▪																										
	5x	5x																										
DC CYLINDRICAL POINTED	E 0570	ISO 289 080	<table border="1"> <thead> <tr> <th>Ø ISO</th> <th>012</th> </tr> </thead> <tbody> <tr> <td>USA</td> <td>-</td> </tr> <tr> <td></td> <td>▪</td> </tr> <tr> <td></td> <td>5x</td> </tr> </tbody> </table>	Ø ISO	012	USA	-		▪		5x																	
Ø ISO	012																											
USA	-																											
	▪																											
	5x																											
DC CONE ROUND	E 0571	ISO 196 019	<table border="1"> <thead> <tr> <th>Ø ISO</th> <th>010</th> <th>012</th> </tr> </thead> <tbody> <tr> <td>USA</td> <td>-</td> <td>-</td> </tr> <tr> <td></td> <td>▪</td> <td>▪</td> </tr> <tr> <td></td> <td>5x</td> <td>5x</td> </tr> </tbody> </table>	Ø ISO	010	012	USA	-	-		▪	▪		5x	5x													
Ø ISO	010	012																										
USA	-	-																										
	▪	▪																										
	5x	5x																										

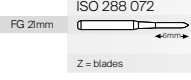





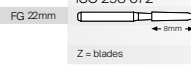







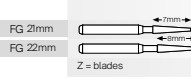



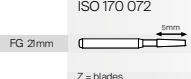





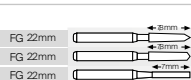

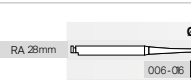

STEP 1 CAVITY ACCESS & BURS

CROWN REMOVER/METAL TRIMMING continued		CODE	ISO SIZE	SYMBOL
TRANSMETAL CONE ROUND		E 0580	ISO 196 007 120 000 - 80 000 min ⁻¹ FG 18mm Ø ISO 010 USA [X] 5x	
METAL-MASTER BOX		E 0590		
SURGERY / BONE CUTTERS		CODE	ISO SIZE	SYMBOL
ZEKRYA EXTRA-LONG TAPERED		E 0151	Ø 0,8 Dr. Zekrya FG 23mm FG 28mm RA 246mm HP 445mm HP 65mm [X] 5x	
ENDO-Z		E 0152	Ø 0,9 Dr. Zekrya FG 21mm FG 25mm RA 245mm [X] 5x	 
DAY-Z CONE		E 0157	Ø 0,8 Dr. Zekrya FG 21mm [X] 5x	
ARYANE-Z		E 0560	Ø 0,5 Dr. Zekrya FG 27mm [X] 5x	
BONE CUTTER		E 0540	ISO 408 295 FG 28mm RA 28mm HP 445mm Ø ISO 016 [X] 5x	
BONE CUTTER		E 0541	ISO 408 297 FG 28mm RA 28mm HP 445mm Ø ISO 016 [X] 5x	
BONE CUTTER		E 541A	ISO 408 298 FG 28mm RA 28mm HP 445mm Ø ISO 016 [X] 5x	
BONE CUTTER		E 0552	ISO 210 295 FG 28mm Ø ISO 016 [X] 5x	
BONE CUTTER		E 0553	ISO 199 295 FG 24mm Ø ISO 016 [X] 5x	

STEP 1 CAVITY ACCESS & BURS

TRIMMING & FINISHING		CODE	ISO SIZE	SYMBOL																																			
CONE		E 0510	 <table border="1"> <thead> <tr> <th></th> <th>Ø ISO</th> <th>008</th> <th>010</th> <th>014</th> </tr> </thead> <tbody> <tr> <td>FG 19mm</td> <td>USA</td> <td>-</td> <td>-</td> <td>-</td> </tr> <tr> <td>FG 21mm</td> <td></td> <td>•</td> <td>•</td> <td>•</td> </tr> <tr> <td>FG 22mm</td> <td></td> <td>•</td> <td>•</td> <td>•</td> </tr> <tr> <td>REF E 510L FG 23mm</td> <td></td> <td>•</td> <td>•</td> <td>•</td> </tr> <tr> <td>Z = blades</td> <td>Z</td> <td>8</td> <td>8</td> <td>8</td> </tr> <tr> <td></td> <td>(x)</td> <td>5x</td> <td>5x</td> <td>5x</td> </tr> </tbody> </table>		Ø ISO	008	010	014	FG 19mm	USA	-	-	-	FG 21mm		•	•	•	FG 22mm		•	•	•	REF E 510L FG 23mm		•	•	•	Z = blades	Z	8	8	8		(x)	5x	5x	5x	
			Ø ISO	008	010	014																																	
FG 19mm	USA	-	-	-																																			
FG 21mm		•	•	•																																			
FG 22mm		•	•	•																																			
REF E 510L FG 23mm		•	•	•																																			
Z = blades	Z	8	8	8																																			
	(x)	5x	5x	5x																																			
CONE SQUARE		E 0511	 <table border="1"> <thead> <tr> <th></th> <th>ISO</th> <th>014</th> <th>016</th> </tr> </thead> <tbody> <tr> <td>ISO 184 072</td> <td>USA</td> <td>7204</td> <td>7205</td> </tr> <tr> <td>FG 24mm</td> <td></td> <td>•</td> <td>•</td> </tr> <tr> <td>Z = blades</td> <td>Z</td> <td>12</td> <td>12</td> </tr> <tr> <td></td> <td>(x)</td> <td>5x</td> <td>5x</td> </tr> </tbody> </table>		ISO	014	016	ISO 184 072	USA	7204	7205	FG 24mm		•	•	Z = blades	Z	12	12		(x)	5x	5x																
	ISO	014	016																																				
ISO 184 072	USA	7204	7205																																				
FG 24mm		•	•																																				
Z = blades	Z	12	12																																				
	(x)	5x	5x																																				
EGG SHAPED		E 0512	 <table border="1"> <thead> <tr> <th></th> <th>ISO</th> <th>018</th> <th>023</th> </tr> </thead> <tbody> <tr> <td>ISO 277 072</td> <td>USA</td> <td>7406</td> <td>7408</td> </tr> <tr> <td>FG 19mm</td> <td></td> <td>•</td> <td>•</td> </tr> <tr> <td>Z = blades</td> <td>Z</td> <td>12</td> <td>12</td> </tr> <tr> <td></td> <td>(x)</td> <td>5x</td> <td>5x</td> </tr> </tbody> </table>		ISO	018	023	ISO 277 072	USA	7406	7408	FG 19mm		•	•	Z = blades	Z	12	12		(x)	5x	5x																
	ISO	018	023																																				
ISO 277 072	USA	7406	7408																																				
FG 19mm		•	•																																				
Z = blades	Z	12	12																																				
	(x)	5x	5x																																				
CYLINDRICAL SMOOTH		E 0515	 <table border="1"> <thead> <tr> <th></th> <th>ISO</th> <th>012</th> </tr> </thead> <tbody> <tr> <td>ISO 549 072</td> <td>USA</td> <td>-</td> </tr> <tr> <td>FG 22mm</td> <td></td> <td>•</td> </tr> <tr> <td>Z = blades</td> <td>Z</td> <td>10</td> </tr> <tr> <td></td> <td>(x)</td> <td>5x</td> </tr> </tbody> </table>		ISO	012	ISO 549 072	USA	-	FG 22mm		•	Z = blades	Z	10		(x)	5x																					
	ISO	012																																					
ISO 549 072	USA	-																																					
FG 22mm		•																																					
Z = blades	Z	10																																					
	(x)	5x																																					
EGG SHAPED SMOOTH		E 0516	 <table border="1"> <thead> <tr> <th></th> <th>ISO</th> <th>014</th> </tr> </thead> <tbody> <tr> <td>ISO 279 072</td> <td>USA</td> <td>-</td> </tr> <tr> <td>FG 19mm</td> <td></td> <td>•</td> </tr> <tr> <td>Z = blades</td> <td>Z</td> <td>12</td> </tr> <tr> <td></td> <td>(x)</td> <td>5x</td> </tr> </tbody> </table>		ISO	014	ISO 279 072	USA	-	FG 19mm		•	Z = blades	Z	12		(x)	5x																					
	ISO	014																																					
ISO 279 072	USA	-																																					
FG 19mm		•																																					
Z = blades	Z	12																																					
	(x)	5x																																					
CONE ROUNDED POINTED		E 0517	 <table border="1"> <thead> <tr> <th></th> <th>ISO</th> <th>009</th> <th>010</th> <th>012</th> </tr> </thead> <tbody> <tr> <td>ISO 496 071</td> <td>USA</td> <td>7901</td> <td>7902</td> <td>7903</td> </tr> <tr> <td>FG 21mm</td> <td></td> <td>•</td> <td>•</td> <td>•</td> </tr> <tr> <td>Z = blades</td> <td>Z</td> <td>12</td> <td>12</td> <td>12</td> </tr> <tr> <td></td> <td>(x)</td> <td>5x</td> <td>5x</td> <td>5x</td> </tr> </tbody> </table>		ISO	009	010	012	ISO 496 071	USA	7901	7902	7903	FG 21mm		•	•	•	Z = blades	Z	12	12	12		(x)	5x	5x	5x											
	ISO	009	010	012																																			
ISO 496 071	USA	7901	7902	7903																																			
FG 21mm		•	•	•																																			
Z = blades	Z	12	12	12																																			
	(x)	5x	5x	5x																																			
CONE ROUND		E 0518	 <table border="1"> <thead> <tr> <th></th> <th>ISO</th> <th>007</th> <th>009</th> <th>010</th> </tr> </thead> <tbody> <tr> <td>ISO 195 071</td> <td>USA</td> <td>-</td> <td>7801</td> <td>7802</td> </tr> <tr> <td>FG 19mm</td> <td></td> <td>•</td> <td>•</td> <td>•</td> </tr> <tr> <td>FG 19mm</td> <td></td> <td>•</td> <td>•</td> <td>•</td> </tr> <tr> <td>Z = blades</td> <td>Z</td> <td>12</td> <td>12</td> <td>12</td> </tr> <tr> <td></td> <td>(x)</td> <td>-</td> <td>-</td> <td>-</td> </tr> </tbody> </table>		ISO	007	009	010	ISO 195 071	USA	-	7801	7802	FG 19mm		•	•	•	FG 19mm		•	•	•	Z = blades	Z	12	12	12		(x)	-	-	-						
	ISO	007	009	010																																			
ISO 195 071	USA	-	7801	7802																																			
FG 19mm		•	•	•																																			
FG 19mm		•	•	•																																			
Z = blades	Z	12	12	12																																			
	(x)	-	-	-																																			
FLAME		E 0519	 <table border="1"> <thead> <tr> <th></th> <th>ISO</th> <th>012</th> <th>014</th> <th>018</th> </tr> </thead> <tbody> <tr> <td>ISO 254 072</td> <td>USA</td> <td>-</td> <td>7104</td> <td>7106</td> </tr> <tr> <td>FG 19mm</td> <td></td> <td>•</td> <td>•</td> <td>•</td> </tr> <tr> <td>Z = blades</td> <td>Z</td> <td>12</td> <td>12</td> <td>12</td> </tr> <tr> <td></td> <td>(x)</td> <td>5x</td> <td>5x</td> <td>5x</td> </tr> </tbody> </table>		ISO	012	014	018	ISO 254 072	USA	-	7104	7106	FG 19mm		•	•	•	Z = blades	Z	12	12	12		(x)	5x	5x	5x											
	ISO	012	014	018																																			
ISO 254 072	USA	-	7104	7106																																			
FG 19mm		•	•	•																																			
Z = blades	Z	12	12	12																																			
	(x)	5x	5x	5x																																			
CYLINDRICAL ROUND		E 0520	 <table border="1"> <thead> <tr> <th></th> <th>ISO</th> <th>010</th> <th>012</th> </tr> </thead> <tbody> <tr> <td>ISO 249 072</td> <td>USA</td> <td>-</td> <td>-</td> </tr> <tr> <td>FG 22mm</td> <td></td> <td>•</td> <td>•</td> </tr> <tr> <td>Z = blades</td> <td>Z</td> <td>12</td> <td>12</td> </tr> <tr> <td></td> <td>(x)</td> <td>5x</td> <td>5x</td> </tr> </tbody> </table>		ISO	010	012	ISO 249 072	USA	-	-	FG 22mm		•	•	Z = blades	Z	12	12		(x)	5x	5x																
	ISO	010	012																																				
ISO 249 072	USA	-	-																																				
FG 22mm		•	•																																				
Z = blades	Z	12	12																																				
	(x)	5x	5x																																				
CYLINDRICAL SQUARE		E 0521	 <table border="1"> <thead> <tr> <th></th> <th>ISO</th> <th>010</th> <th>012</th> </tr> </thead> <tbody> <tr> <td>ISO 157 072</td> <td>USA</td> <td>-</td> <td>-</td> </tr> <tr> <td>FG 21mm</td> <td></td> <td>•</td> <td>•</td> </tr> <tr> <td>Z = blades</td> <td>Z</td> <td>12</td> <td>12</td> </tr> <tr> <td></td> <td>(x)</td> <td>5x</td> <td>5x</td> </tr> </tbody> </table>		ISO	010	012	ISO 157 072	USA	-	-	FG 21mm		•	•	Z = blades	Z	12	12		(x)	5x	5x																
	ISO	010	012																																				
ISO 157 072	USA	-	-																																				
FG 21mm		•	•																																				
Z = blades	Z	12	12																																				
	(x)	5x	5x																																				
CYLINDRICAL POINTED		E 0522	 <table border="1"> <thead> <tr> <th></th> <th>ISO</th> <th>009</th> </tr> </thead> <tbody> <tr> <td>ISO 286 072</td> <td></td> <td>•</td> </tr> <tr> <td>FG 23mm</td> <td></td> <td>•</td> </tr> <tr> <td>Z = blades</td> <td>Z</td> <td>8</td> </tr> <tr> <td></td> <td>(x)</td> <td>5x</td> </tr> </tbody> </table>		ISO	009	ISO 286 072		•	FG 23mm		•	Z = blades	Z	8		(x)	5x																					
	ISO	009																																					
ISO 286 072		•																																					
FG 23mm		•																																					
Z = blades	Z	8																																					
	(x)	5x																																					
CONICAL POINTED		E 0523	 <table border="1"> <thead> <tr> <th></th> <th>ISO</th> <th>012</th> </tr> </thead> <tbody> <tr> <td>ISO 295 072</td> <td></td> <td>•</td> </tr> <tr> <td>FG 23mm</td> <td></td> <td>•</td> </tr> <tr> <td>Z = blades</td> <td>Z</td> <td>8</td> </tr> <tr> <td></td> <td>(x)</td> <td>5x</td> </tr> </tbody> </table>		ISO	012	ISO 295 072		•	FG 23mm		•	Z = blades	Z	8		(x)	5x																					
	ISO	012																																					
ISO 295 072		•																																					
FG 23mm		•																																					
Z = blades	Z	8																																					
	(x)	5x																																					
CYLINDRICAL POINTED		E 0524	 <table border="1"> <thead> <tr> <th></th> <th>ISO</th> <th>009</th> </tr> </thead> <tbody> <tr> <td>ISO 287 072</td> <td></td> <td>•</td> </tr> <tr> <td>FG 21mm</td> <td></td> <td>•</td> </tr> <tr> <td>Z = blades</td> <td>Z</td> <td>8</td> </tr> <tr> <td></td> <td>(x)</td> <td>5x</td> </tr> </tbody> </table>		ISO	009	ISO 287 072		•	FG 21mm		•	Z = blades	Z	8		(x)	5x																					
	ISO	009																																					
ISO 287 072		•																																					
FG 21mm		•																																					
Z = blades	Z	8																																					
	(x)	5x																																					
CONICAL POINTED		E 0525	 <table border="1"> <thead> <tr> <th></th> <th>ISO</th> <th>012</th> </tr> </thead> <tbody> <tr> <td>ISO 296 072</td> <td></td> <td>•</td> </tr> <tr> <td>FG 21mm</td> <td></td> <td>•</td> </tr> <tr> <td>Z = blades</td> <td>Z</td> <td>8</td> </tr> <tr> <td></td> <td>(x)</td> <td>5x</td> </tr> </tbody> </table>		ISO	012	ISO 296 072		•	FG 21mm		•	Z = blades	Z	8		(x)	5x																					
	ISO	012																																					
ISO 296 072		•																																					
FG 21mm		•																																					
Z = blades	Z	8																																					
	(x)	5x																																					

STEP 1 CAVITY ACCESS & BURS

TRIMMING & FINISHING continued	CODE	ISO SIZE	SYMBOL
CYLINDRICAL POINTED	E 0526	 <p>ISO 288 072 Ø ISO 010 012 FG 21mm Z = blades (x) 8 10 5x 5x</p>	
CONICAL POINTED	E 0527	 <p>ISO 297 072 Ø ISO 014 016 FG 21mm Z = blades (x) 8 10 5x 5x</p>	
CYLINDRICAL POINTED	E 0528	 <p>ISO 289 072 Ø ISO 010 012 014 FG 23mm Z = blades (x) 8 10 12 5x 5x 5x</p>	
CONICAL POINTED	E 0529	 <p>ISO 298 072 Ø ISO 016 FG 22mm Z = blades (x) 10 5x</p>	
CYLINDRICAL POINTED	E 0530	 <p>ISO 290 072 Ø ISO 014 FG 24mm Z = blades (x) 12 5x</p>	
CONICAL POINTED	E 0531	 <p>ISO 299 072 Ø ISO 018 FG 23mm Z = blades (x) 12 5x</p>	
CYLINDER ROUNDED	E 0532	 <p>ISO 158 072 Ø ISO 012 FG 22mm Z = blades (x) 10 5x</p>	
CONE SQUARE	E 0533	 <p>ISO 168 072 Ø ISO 012 014 FG 21mm Z = blades (x) 12 12 5x 5x FG 22mm</p>	
CONE ROUND	E 0534	 <p>ISO 198 072 Ø ISO 012 014 016 018 FG 22mm Z = blades (x) 12 12 12 12 5x 5x 5x 5x</p>	
CONE SQUARE	E 0535	 <p>ISO 170 072 Ø ISO 012 FG 21mm Z = blades (x) 12 5x</p>	
CONE	E 0536	 <p>ISO 219 041 Ø ISO 014 REF E 536L Z = blades (x) 16 5x FG 21mm FG 23mm</p>	
CONE	E 0537	 <p>ISO 218 101 Ø ISO 014 REF E 537L Z = blades (x) 30 5x FG 21mm FG 23mm</p>	
FOR SHOULDER PREPARATIONS	E 0550	 <p>ISO 209 006 1 ISO 209 006 2A ISO 110 006 2B FG 22mm Z = blades (x) 5x 5x 5x FG 22mm FG 22mm</p>	
LN BUR	E 0205	 <p>Ø ISO 006 008 010 012 014 016 RA 28mm Z = blades (x) 1x 1x 1x 1x 1x 1x 006-08</p>	

STEP 1 CAVITY ACCESS & BURS

Diamond Instruments SUMMARY OF SHAPES

CAVITY BURS	PAGE
ISO 001/002/697	
ISO 010/225/019/233/234/032	
STUMP PREPARATIONS - CYLINDRICAL	
ISO 107/110/111	
ISO 112	
ISO 137/140/141	
ISO 288/289/290	
ISO 142	
ISO 129/130/131	
ISO 245/249/250	
STUMP PREPARATIONS - CONICAL	
ISO 168/171/172/173	

CAVITY BURS	PAGE
546	
953	
ISO 197/198/199	
ISO 219/220	
ISO 297/298/299	
540/165/166/167/ISO 496	
STUMP PREPARATIONS - OCCLUSAL & LINGUAL REDUCTION	
ISO 257/277	
ISO 038/039	
ISO 033	
ISO 041/042/068	
ISO 304	
ISOMETRIX BURS	
951	
952	

Ordering Guide

Our diamond instruments are available in packing units of 6 pieces.

You may order DENTSPLY/MAILLEFER instruments in two ways:

1. by DENTSPLY/MAILLEFER reference numbers, REF...
2. by ISO numbers

● XF 504
 ● F 514
 M 524
 ● C 534
 ● SC 544
 Equivalent carbide burs REF E 0520 FG xxx

		F 0249											
German		Ø ISO xxx	009	010	012	014	016	018	023	025	029	033	037
862 EF	ISO 806 314 249 504 (xxx) REF F 0249 340 0 (xxx)				●								
8862	ISO 806 314 249 514 (xxx) REF F 0249 341 0 (xxx)				●								
862	ISO 806 314 249 524 (xxx) REF F 0249 342 0 (xxx)				●								
314	6862 ISO 806 314 249 534 (xxx) REF F 0249 343 0 (xxx)				●	●	●						
	5862 ISO 806 314 249 544 (xxx) REF F 0249 344 0 (xxx)				●	●	●						
313	862 ISO 806 313 249 524 (xxx) REF F 0249 332 0 (xxx)				●								

1 REF F 0249 332 0012 2 ISO 806 314 249 524 023
 • Example • Example























STEP 1 CAVITY ACCESS & BURS

DIAMOND INSTRUMENTS



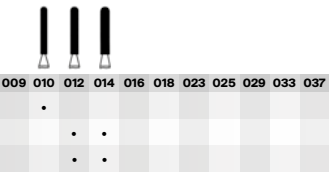



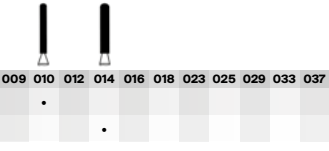



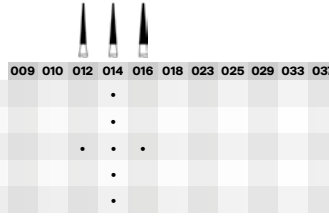



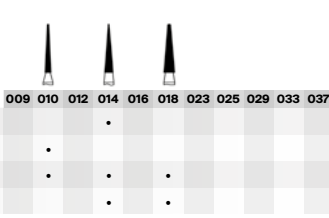







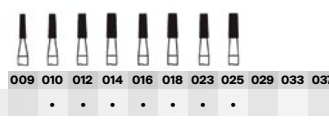



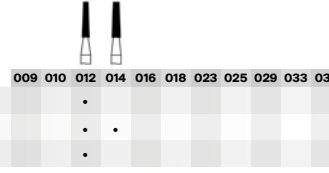



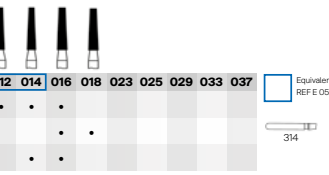



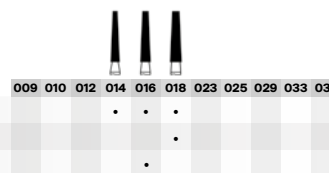

		ISO	µm			ISO	µm
XF		504	16/36	C		534	125/149
F		514	44/53	SC		544	177/210
M		524	88/105				

DIAMOND INSTRUMENTS





































	CODE	ISO SIZE		SYMBOL	
	F 0001		 German $\times 6$ \emptyset ISO xxx 8801 ISO 806 314 001 514 (xxx) REF F 0001 341 (xxx) 801 ISO 806 314 001 524 (xxx) REF F 0001 342 (xxx) 6801 ISO 806 314 001 534 (xxx) REF F 0001 343 (xxx) 5801 ISO 806 314 001 544 (xxx) REF F 0001 344 (xxx) 801 ISO 806 313 001 524 (xxx) REF F 0001 332 (xxx)	 009 010 012 014 016 018 023 025 029 033 037	
			 German $\times 6$ \emptyset ISO xxx 802 ISO 806 314 002 524 (xxx) REF F 0002 342 (xxx) 6802 ISO 806 314 002 534 (xxx) REF F 0002 343 (xxx)	 009 010 012 014 016 018 023 025 029 033 037	
	F 0010		 German $\times 6$ \emptyset ISO xxx 805 ISO 806 314 010 524 (xxx) REF F 0010 342 (xxx) 6805 ISO 806 314 010 534 (xxx) REF F 0010 343 (xxx)	 009 010 012 014 016 018 023 025 029 033 037	
			 German $\times 6$ \emptyset ISO xxx 806 ISO 806 314 019 524 (xxx) REF F 0019 342 (xxx) 6806 ISO 806 314 019 534 (xxx) REF F 0019 343 (xxx)	 009 010 012 014 016 018 023 025 029 033 037	
	F 0032		 German $\times 6$ \emptyset ISO xxx 813 ISO 806 314 032 524 (xxx) REF F 0032 342 (xxx)	 009 010 012 014 016 018 023 025 029 033 037	
			 German $\times 6$ \emptyset ISO xxx 809 ISO 806 314 033 524 (xxx) REF F 0033 342 (xxx)	 009 010 012 014 016 018 023 025 029 033 037	
	F 0038		 German $\times 6$ \emptyset ISO xxx 811 ISO 806 314 038 524 (xxx) REF F 0038 342 (xxx)	 009 010 012 014 016 018 023 025 029 033 037	
			 German $\times 6$ \emptyset ISO xxx 811 ISO 806 314 039 524 (xxx) REF F 0039 342 (xxx)	 009 010 012 014 016 018 023 025 029 033 037	
	F 0041		 German $\times 6$ \emptyset ISO xxx 818 ISO 806 314 041 524 (xxx) REF F 0041 342 (xxx)	 027 029 031 033 035 037 040 042 045 047 050	


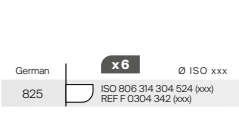





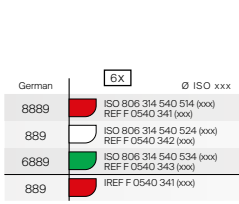


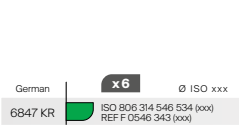


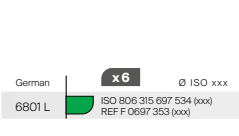










DIAMOND INSTRUMENTS continued	CODE	ISO SIZE	SYMBOL																																																				
	F 0042	<p>German x6 ∅ ISO xxx</p> <table border="1"> <tr> <td>820</td> <td>ISO 806 314 042 524 (xxx) REF F 0042 342 (xxx)</td> <td>027</td><td>029</td><td>031</td><td>033</td><td>035</td><td>037</td><td>040</td><td>042</td><td>045</td><td>047</td><td>050</td> </tr> </table>	820	ISO 806 314 042 524 (xxx) REF F 0042 342 (xxx)	027	029	031	033	035	037	040	042	045	047	050																																								
820	ISO 806 314 042 524 (xxx) REF F 0042 342 (xxx)	027	029	031	033	035	037	040	042	045	047	050																																											
	F 0068	<p>German x6 ∅ ISO xxx</p> <table border="1"> <tr> <td>909</td> <td>ISO 806 314 068 524 (xxx) REF F 0068 342 (xxx)</td> <td>027</td><td>029</td><td>031</td><td>033</td><td>035</td><td>037</td><td>040</td><td>042</td><td>045</td><td>047</td><td>050</td> </tr> <tr> <td>6909</td> <td>ISO 806 314 068 534 (xxx) REF F 0068 343 (xxx)</td> <td></td><td></td><td></td><td></td><td></td><td></td><td></td><td></td><td></td><td></td><td></td> </tr> </table>	909	ISO 806 314 068 524 (xxx) REF F 0068 342 (xxx)	027	029	031	033	035	037	040	042	045	047	050	6909	ISO 806 314 068 534 (xxx) REF F 0068 343 (xxx)																																						
909	ISO 806 314 068 524 (xxx) REF F 0068 342 (xxx)	027	029	031	033	035	037	040	042	045	047	050																																											
6909	ISO 806 314 068 534 (xxx) REF F 0068 343 (xxx)																																																						
	F 0107	<p>German x6 ∅ ISO xxx</p> <table border="1"> <tr> <td>835</td> <td>ISO 806 314 107 524 (xxx) REF F 0107 342 (xxx)</td> <td>008</td><td>009</td><td>010</td><td>012</td><td>014</td><td>016</td><td>018</td><td>023</td><td>025</td><td>029</td><td>033</td> </tr> <tr> <td>6835</td> <td>ISO 806 314 107 534 (xxx) REF F 0107 343 (xxx)</td> <td></td><td></td><td></td><td></td><td></td><td></td><td></td><td></td><td></td><td></td><td></td> </tr> <tr> <td>835</td> <td>ISO 806 314 107 544 (xxx) REF F 0107 344 (xxx)</td> <td></td><td></td><td></td><td></td><td></td><td></td><td></td><td></td><td></td><td></td><td></td> </tr> <tr> <td>835</td> <td>ISO 806 107 524 (xxx) REF F 0107 532 (xxx)</td> <td></td><td></td><td></td><td></td><td></td><td></td><td></td><td></td><td></td><td></td><td></td> </tr> </table>	835	ISO 806 314 107 524 (xxx) REF F 0107 342 (xxx)	008	009	010	012	014	016	018	023	025	029	033	6835	ISO 806 314 107 534 (xxx) REF F 0107 343 (xxx)												835	ISO 806 314 107 544 (xxx) REF F 0107 344 (xxx)												835	ISO 806 107 524 (xxx) REF F 0107 532 (xxx)												
835	ISO 806 314 107 524 (xxx) REF F 0107 342 (xxx)	008	009	010	012	014	016	018	023	025	029	033																																											
6835	ISO 806 314 107 534 (xxx) REF F 0107 343 (xxx)																																																						
835	ISO 806 314 107 544 (xxx) REF F 0107 344 (xxx)																																																						
835	ISO 806 107 524 (xxx) REF F 0107 532 (xxx)																																																						
	F 0110	<p>German x6 ∅ ISO xxx</p> <table border="1"> <tr> <td>836 EF</td> <td>ISO 806 314 110 504 (xxx) REF F 0110 340 (xxx)</td> <td>009</td><td>010</td><td>012</td><td>014</td><td>016</td><td>018</td><td>023</td><td>025</td><td>029</td><td>033</td><td>037</td> </tr> <tr> <td>836</td> <td>ISO 806 314 110 524 (xxx) REF F 0110 342 (xxx)</td> <td></td><td></td><td></td><td></td><td></td><td></td><td></td><td></td><td></td><td></td><td></td> </tr> <tr> <td>6836</td> <td>ISO 806 314 110 534 (xxx) REF F 0110 343 (xxx)</td> <td></td><td></td><td></td><td></td><td></td><td></td><td></td><td></td><td></td><td></td><td></td> </tr> <tr> <td>5836</td> <td>ISO 806 314 110 544 (xxx) REF F 0110 344 (xxx)</td> <td></td><td></td><td></td><td></td><td></td><td></td><td></td><td></td><td></td><td></td><td></td> </tr> </table>	836 EF	ISO 806 314 110 504 (xxx) REF F 0110 340 (xxx)	009	010	012	014	016	018	023	025	029	033	037	836	ISO 806 314 110 524 (xxx) REF F 0110 342 (xxx)												6836	ISO 806 314 110 534 (xxx) REF F 0110 343 (xxx)												5836	ISO 806 314 110 544 (xxx) REF F 0110 344 (xxx)												
836 EF	ISO 806 314 110 504 (xxx) REF F 0110 340 (xxx)	009	010	012	014	016	018	023	025	029	033	037																																											
836	ISO 806 314 110 524 (xxx) REF F 0110 342 (xxx)																																																						
6836	ISO 806 314 110 534 (xxx) REF F 0110 343 (xxx)																																																						
5836	ISO 806 314 110 544 (xxx) REF F 0110 344 (xxx)																																																						
	F 0111	<p>German x6 ∅ ISO xxx</p> <table border="1"> <tr> <td>837 EF</td> <td>ISO 806 314 111 504 (xxx) REF F 0111 340 (xxx)</td> <td>009</td><td>010</td><td>012</td><td>014</td><td>016</td><td>018</td><td>023</td><td>025</td><td>029</td><td>033</td><td>037</td> </tr> <tr> <td>837</td> <td>ISO 806 314 111 524 (xxx) REF F 0111 342 (xxx)</td> <td></td><td></td><td></td><td></td><td></td><td></td><td></td><td></td><td></td><td></td><td></td> </tr> <tr> <td>6837</td> <td>ISO 806 314 111 534 (xxx) REF F 0111 343 (xxx)</td> <td></td><td></td><td></td><td></td><td></td><td></td><td></td><td></td><td></td><td></td><td></td> </tr> <tr> <td>5837</td> <td>ISO 806 314 111 544 (xxx) REF F 0111 344 (xxx)</td> <td></td><td></td><td></td><td></td><td></td><td></td><td></td><td></td><td></td><td></td><td></td> </tr> </table>	837 EF	ISO 806 314 111 504 (xxx) REF F 0111 340 (xxx)	009	010	012	014	016	018	023	025	029	033	037	837	ISO 806 314 111 524 (xxx) REF F 0111 342 (xxx)												6837	ISO 806 314 111 534 (xxx) REF F 0111 343 (xxx)												5837	ISO 806 314 111 544 (xxx) REF F 0111 344 (xxx)												
837 EF	ISO 806 314 111 504 (xxx) REF F 0111 340 (xxx)	009	010	012	014	016	018	023	025	029	033	037																																											
837	ISO 806 314 111 524 (xxx) REF F 0111 342 (xxx)																																																						
6837	ISO 806 314 111 534 (xxx) REF F 0111 343 (xxx)																																																						
5837	ISO 806 314 111 544 (xxx) REF F 0111 344 (xxx)																																																						
	F 0112	<p>German x6 ∅ ISO xxx</p> <table border="1"> <tr> <td>837 LEF</td> <td>ISO 806 314 112 504 (xxx) REF F 0112 340 (xxx)</td> <td>009</td><td>010</td><td>012</td><td>014</td><td>016</td><td>018</td><td>023</td><td>025</td><td>029</td><td>033</td><td>037</td> </tr> <tr> <td>837 L</td> <td>ISO 806 314 112 524 (xxx) REF F 0112 342 (xxx)</td> <td></td><td></td><td></td><td></td><td></td><td></td><td></td><td></td><td></td><td></td><td></td> </tr> </table>	837 LEF	ISO 806 314 112 504 (xxx) REF F 0112 340 (xxx)	009	010	012	014	016	018	023	025	029	033	037	837 L	ISO 806 314 112 524 (xxx) REF F 0112 342 (xxx)																																						
837 LEF	ISO 806 314 112 504 (xxx) REF F 0112 340 (xxx)	009	010	012	014	016	018	023	025	029	033	037																																											
837 L	ISO 806 314 112 524 (xxx) REF F 0112 342 (xxx)																																																						
	F 0129	<p>German x6 ∅ ISO xxx</p> <table border="1"> <tr> <td>884</td> <td>ISO 806 314 129 524 (xxx) REF F 0129 342 (xxx)</td> <td>009</td><td>010</td><td>012</td><td>014</td><td>016</td><td>018</td><td>023</td><td>025</td><td>029</td><td>033</td><td>037</td> </tr> </table>	884	ISO 806 314 129 524 (xxx) REF F 0129 342 (xxx)	009	010	012	014	016	018	023	025	029	033	037																																								
884	ISO 806 314 129 524 (xxx) REF F 0129 342 (xxx)	009	010	012	014	016	018	023	025	029	033	037																																											
	F 0130	<p>German x6 ∅ ISO xxx</p> <table border="1"> <tr> <td>6885</td> <td>ISO 806 314 130 534 (xxx) REF F 0130 343 (xxx)</td> <td>009</td><td>010</td><td>012</td><td>014</td><td>016</td><td>018</td><td>023</td><td>025</td><td>029</td><td>033</td><td>037</td> </tr> </table>	6885	ISO 806 314 130 534 (xxx) REF F 0130 343 (xxx)	009	010	012	014	016	018	023	025	029	033	037																																								
6885	ISO 806 314 130 534 (xxx) REF F 0130 343 (xxx)	009	010	012	014	016	018	023	025	029	033	037																																											
	F 0131	<p>German x6 ∅ ISO xxx</p> <table border="1"> <tr> <td>6886</td> <td>ISO 806 314 131 534 (xxx) REF F 0131 343 (xxx)</td> <td>009</td><td>010</td><td>012</td><td>014</td><td>016</td><td>018</td><td>023</td><td>025</td><td>029</td><td>033</td><td>037</td> </tr> </table>	6886	ISO 806 314 131 534 (xxx) REF F 0131 343 (xxx)	009	010	012	014	016	018	023	025	029	033	037																																								
6886	ISO 806 314 131 534 (xxx) REF F 0131 343 (xxx)	009	010	012	014	016	018	023	025	029	033	037																																											
	F 0137	<p>German x6 ∅ ISO xxx</p> <table border="1"> <tr> <td>6838</td> <td>ISO 806 314 137 534 (xxx) REF F 0137 343 (xxx)</td> <td>009</td><td>010</td><td>012</td><td>014</td><td>016</td><td>018</td><td>023</td><td>025</td><td>029</td><td>033</td><td>037</td> </tr> </table>	6838	ISO 806 314 137 534 (xxx) REF F 0137 343 (xxx)	009	010	012	014	016	018	023	025	029	033	037																																								
6838	ISO 806 314 137 534 (xxx) REF F 0137 343 (xxx)	009	010	012	014	016	018	023	025	029	033	037																																											
	F 0140	<p>German x6 ∅ ISO xxx</p> <table border="1"> <tr> <td>880 EF</td> <td>ISO 806 314 140 504 (xxx) REF F 0140 340 (xxx)</td> <td>009</td><td>010</td><td>012</td><td>014</td><td>016</td><td>018</td><td>023</td><td>025</td><td>029</td><td>033</td><td>037</td> </tr> <tr> <td>880</td> <td>ISO 806 314 140 524 (xxx) REF F 0140 342 (xxx)</td> <td></td><td></td><td></td><td></td><td></td><td></td><td></td><td></td><td></td><td></td><td></td> </tr> </table>	880 EF	ISO 806 314 140 504 (xxx) REF F 0140 340 (xxx)	009	010	012	014	016	018	023	025	029	033	037	880	ISO 806 314 140 524 (xxx) REF F 0140 342 (xxx)																																						
880 EF	ISO 806 314 140 504 (xxx) REF F 0140 340 (xxx)	009	010	012	014	016	018	023	025	029	033	037																																											
880	ISO 806 314 140 524 (xxx) REF F 0140 342 (xxx)																																																						

DIAMOND INSTRUMENTS continued

CODE	ISO SIZE	SYMBOL
F 0141	 German x6 Ø ISO xxx 881 EF ISO 806 314 141 504 (xxx) REF F 0141 340 (xxx) 881 ISO 806 314 141 524 (xxx) REF F 0141 342 (xxx) 6881 ISO 806 314 141 534 (xxx) REF F 0141 343 (xxx)	  
F 0142	 German x6 Ø ISO xxx 882 EF ISO 806 314 142 504 (xxx) REF F 0142 340 (xxx) 882 ISO 806 314 142 524 (xxx) REF F 0142 342 (xxx)	  
F 0165	 German x6 Ø ISO xxx 885B ISO 806 314 165 504 (xxx) REF F 0165 340 (xxx) 885B ISO 806 314 165 514 (xxx) REF F 0165 341 (xxx) 858 ISO 806 314 165 524 (xxx) REF F 0165 342 (xxx) 5858 ISO 806 314 165 534 (xxx) REF F 0165 343 (xxx) 5858 ISO 806 314 165 544 (xxx) REF F 0165 344 (xxx)	  
F 0166	 German x6 Ø ISO xxx 859 EF ISO 806 314 166 504 (xxx) REF F 0166 340 (xxx) 8859 ISO 806 314 166 514 (xxx) REF F 0166 341 (xxx) 859 ISO 806 314 166 524 (xxx) REF F 0166 342 (xxx) 6859 ISO 806 314 166 534 (xxx) REF F 0166 343 (xxx)	  
F 0167	 German x6 Ø ISO xxx 859 L ISO 806 314 167 524 (xxx) REF F 0167 342 (xxx)	  
F 0168	 German x6 Ø ISO xxx 845 ISO 806 314 168 524 (xxx) REF F 0168 342 (xxx)	  
F 0171	 German x6 Ø ISO xxx 8846 ISO 806 314 171 514 (xxx) REF F 0171 341 (xxx) 846 ISO 806 314 171 524 (xxx) REF F 0171 342 (xxx) 6846 ISO 806 314 171 534 (xxx) REF F 0171 343 (xxx)	  
F 0172	 German x6 Ø ISO xxx ISO 806 314 172 524 (xxx) REF F 0172 342 (xxx) ISO 806 314 172 534 (xxx) REF F 0172 343 (xxx) ISO 806 314 172 544 (xxx) REF F 0172 344 (xxx)	  Equivalent carbide burs REF F 0533FG xxx 
F 0173	 German x6 Ø ISO xxx 848 ISO 806 314 173 524 (xxx) REF F 0173 342 (xxx) 6848 ISO 806 314 173 534 (xxx) REF F 0173 343 (xxx) 5848 ISO 806 314 173 544 (xxx) REF F 0173 344 (xxx)	  

DIAMOND INSTRUMENTS continued		CODE	ISO SIZE	SYMBOL	
	F 0197		 German x6 Ø ISO xxx ISO 806 314 197 524 (xxx) REF F 0197 342 (xxx) ISO 806 314 197 534 (xxx) REF F 0197 343 (xxx) ISO 806 314 197 544 (xxx) REF F 0197 344 (xxx)	 009 010 012 014 016 018 023 025 029 033 037	
		F 0198		 German x6 Ø ISO xxx ISO 806 314 198 514 (xxx) REF F 0198 341 (xxx) ISO 806 314 198 524 (xxx) REF F 0198 342 (xxx) ISO 806 314 198 534 (xxx) REF F 0198 343 (xxx) ISO 806 314 198 544 (xxx) REF F 0198 344 (xxx)	 009 010 012 014 016 018 023 025 029 033 037
	F 0199		 German x6 Ø ISO xxx ISO 806 314 199 514 (xxx) REF F 0199 341 (xxx) ISO 806 314 199 524 (xxx) REF F 0199 342 (xxx) ISO 806 314 199 534 (xxx) REF F 0199 343 (xxx) ISO 806 314 199 544 (xxx) REF F 0199 344 (xxx)	 009 010 012 014 016 018 023 025 029 033 037	
		F 0219		 German x6 Ø ISO xxx ISO 806 314 219 514 (xxx) REF F 0219 341 (xxx) ISO 806 314 219 524 (xxx) REF F 0219 342 (xxx)	 009 010 012 014 016 018 023 025 029 033 037
	F 0220		 German x6 Ø ISO xxx ISO 806 314 220 524 (xxx) REF F 0220 342 (xxx)	 009 010 012 014 016 018 023 025 029 033 037	
	F 0225		 German x6 Ø ISO xxx ISO 806 314 225 524 (xxx) REF F 0225 342 (xxx)	 009 010 012 014 016 018 023 025 029 033 037	
	F 0233		 German x6 Ø ISO xxx ISO 806 314 233 524 (xxx) REF F 0233 342 (xxx) ISO 806 314 233 544 (xxx) REF F 0233 344 (xxx)	 009 010 012 014 016 018 023 025 029 033 037	
	F 0234		 German x6 Ø ISO xxx ISO 806 314 234 524 (xxx) REF F 0234 342 (xxx) ISO 806 314 234 534 (xxx) REF F 0234 343 (xxx)	 009 010 012 014 016 018 023 025 029 033 037	
		F 0245		 German x6 Ø ISO xxx ISO 806 314 245 534 (xxx) REF F 0245 343 (xxx)	 009 010 012 014 016 018 023 025 029 033 037
	F 0249		 German x6 Ø ISO xxx ISO 806 314 249 504 (xxx) REF F 0249 340 (xxx) ISO 806 314 249 514 (xxx) REF F 0249 341 (xxx) ISO 806 314 249 524 (xxx) REF F 0249 342 (xxx) ISO 806 314 249 534 (xxx) REF F 0249 343 (xxx) ISO 806 314 249 544 (xxx) REF F 0249 344 (xxx)	 009 010 012 014 016 018 023 025 029 033 037	

DIAMOND INSTRUMENTS continued	CODE	ISO SIZE	SYMBOL
	F 0250	 German x6 Ø ISO xxx 863 EF ISO 806 314 250 504 (xxx) REF F 0250 340 (xxx) 8663 ISO 806 314 250 514 (xxx) REF F 0250 341 (xxx) 863 ISO 806 314 250 524 (xxx) REF F 0250 342 (xxx) 8663 ISO 806 314 250 534 (xxx) REF F 0250 343 (xxx)	 
	F 0257	 German x6 Ø ISO xxx 368 EF ISO 806 314 257 504 (xxx) REF F 0257 340 (xxx) 8368 ISO 806 314 257 514 (xxx) REF F 0257 341 (xxx) 6368 ISO 806 314 257 534 (xxx) REF F 0257 343 (xxx)	 
	F 0277	 ISO xxx 4 (xxx) 009 010 012 014 016 018 023 025 029 033 037 4 (xxx) 018 023 4 (xxx) 025 4 (xxx) 029 033 037 Equivalent carbide burs REF E 0519FG xxx	 
	F 0288	 German x6 Ø ISO xxx 877 EF ISO 806 314 288 504 (xxx) REF F 0288 340 (xxx) 877 ISO 806 314 288 524 (xxx) REF F 0288 342 (xxx) 6877 ISO 806 314 288 534 (xxx) REF F 0288 343 (xxx)	 
	F 0289	 German x6 Ø ISO xxx 878 EF ISO 806 314 289 504 (xxx) REF F 0289 340 (xxx) 8878 ISO 806 314 289 514 (xxx) REF F 0289 341 (xxx) 878 ISO 806 314 289 524 (xxx) REF F 0289 342 (xxx) 6878 ISO 806 314 289 534 (xxx) REF F 0289 343 (xxx) 5878 ISO 806 314 289 544 (xxx) REF F 0289 344 (xxx)	 
	F 0290	 x6 Ø ISO xxx ISO 806 314 290 504 (xxx) REF F 0290 340 (xxx) ISO 806 314 290 514 (xxx) REF F 0290 341 (xxx) ISO 806 314 290 524 (xxx) REF F 0290 342 (xxx) ISO 806 314 290 534 (xxx) REF F 0290 343 (xxx)	 
	F 0297	 x6 Ø ISO xxx ISO 806 314 297 534 (xxx) REF F 0297 343 (xxx)	 
	F 0298	 German x6 Ø ISO xxx 78 K ISO 806 314 298 514 (xxx) REF F 0298 341 (xxx) 78 K ISO 806 314 298 524 (xxx) REF F 0298 342 (xxx) 78 K ISO 806 314 298 534 (xxx) REF F 0298 343 (xxx) 78 K ISO 806 314 298 544 (xxx) REF F 0298 344 (xxx)	 
	F 0299	 German x6 Ø ISO xxx 179 K ISO 806 314 299 514 (xxx) REF F 0299 341 (xxx) 79 K ISO 806 314 299 524 (xxx) REF F 0299 342 (xxx) 179 K ISO 806 314 299 534 (xxx) REF F 0299 343 (xxx) 179 K ISO 806 314 299 544 (xxx) REF F 0299 344 (xxx)	 

DIAMOND INSTRUMENTS continued	CODE	ISO SIZE	SYMBOL
	F 0304	 <p>German x 6 Ø ISO xxx 825 ISO 806 314 304 524 (xxx) REF F 0304 342 (xxx)</p>	
	F 0496	 <p>German x 6 Ø ISO xxx 888 ISO 806 314 496 524 (xxx) REF F 0496 342 (xxx)</p>	
	F 0540	 <p>German 6 X Ø ISO xxx 8899 ISO 806 314 540 514 (xxx) REF F 0540 341 (xxx) 889 ISO 806 314 540 524 (xxx) REF F 0540 342 (xxx) 6899 ISO 806 314 540 534 (xxx) REF F 0540 343 (xxx) 889 IREF F 0540 341 (xxx)</p>	
	F 0546	 <p>German x 6 Ø ISO xxx 6847 KR ISO 806 314 546 534 (xxx) REF F 0546 343 (xxx)</p>	
	F 0697	 <p>German x 6 Ø ISO xxx 6801 L ISO 806 315 697 534 (xxx) REF F 0697 353 (xxx)</p>	
	F 0951	 <p>N° xx REF F 0951 0000 (xx) [X] 1x 1x 1x 1x [] 1x 1x 1x 1x REF F 0951 341 (xx) [X] 4x 4x 4x 4x [] 1x 1x 1x 1x</p>	
	F 0952	 <p>N° xx REF F 0952 3400 (xx) REF F 0952 3400 (xx) [X] 1x 1x [] 1x 1x</p>	
	F 0953	 <p>x 6 xxx 014 014 014 REF F 0953 330 (xxx) REF F 0953 340 (xxx) REF F 0953 350 (xxx)</p>	

STEP 1 CAVITY ACCESS & BURS

ACCESSORIES

SET - GINGIKIT
GINGIVAL CURETTAGE CUTTERS



CODE

ISO SIZE

SYMBOL

F 1161



314



REF F 1161 342 0101	1x	6x	
REF F 1161 342 0102	1x	6x	
REF F 1161 342 0103	1x	6x	
REF F 1161 352 0104	1x	6x	
REF F 1161 352 0105	1x	6x	



REF F 1161 352 0106	1x	6x	
REF F 1161 362 0107	1x	6x	
REF F 1161 362 0108	1x	6x	
REF F 1161 362 0109	1x	6x	



Assortment

SET - CERAMPREP



F 1162



314



806314110504010	REF F 0110 340 0010	1x	6x	
806314110524014	REF F 0110 342 0014	1x	6x	
806314111504010	REF F 0111 340 0010	1x	6x	
806314111524014	REF F 0111 342 0014	1x	6x	
806314112504010	REF F 0112 340 0010	1x	6x	
806314112524014	REF F 0112 342 0014	1x	6x	
806314288504010	REF F 0288 340 0010	1x	6x	
806314288524014	REF F 0288 342 0014	1x	6x	
806314289504010	REF F 0289 340 0010	1x	6x	
806314289524014	REF F 0289 342 0014	1x	6x	



806314290504010	REF F 0290 340 0010	1x	6x	
806314290524014	REF F 0290 342 0014	1x	6x	
806314140504010	REF F 0140 340 0010	1x	6x	
806314140524014	REF F 0140 342 0014	1x	6x	
806314141504010	REF F 0141 340 0010	1x	6x	
806314141524014	REF F 0141 342 0014	1x	6x	
806314142504010	REF F 0142 340 0010	1x	6x	
806314142524014	REF F 0142 342 0014	1x	6x	
	REF F 0953 330 0014	1x	6x	
	REF F 0953 340 0014	1x	6x	
	REF F 0953 350 0014	1x	6x	



Assortment

SET - BOGOPOLSKY



F 1300



314



806314038524033	REF F 0038 342 0033	1x	6x	
806314298524016	REF F 0298 342 0016	1x	6x	
806314299524016	REF F 0299 342 0016	1x	6x	
806314298514016	REF F 0298 341 0016	1x	6x	
806314299514016	REF F 0299 341 0016	1x	6x	
806314197524009	REF F 0197 342 0009	1x	6x	
806314250524012	REF F 0250 342 0012	1x	6x	





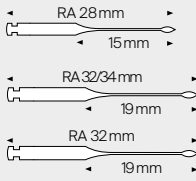


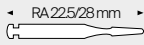


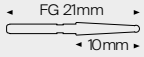


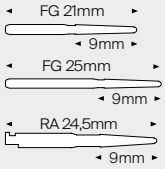



806314171524014	REF F 0171 342 0014	1x	6x	
806314173524018	REF F 0173 342 0018	1x	6x	
806314171514012	REF F 0171 341 0012	1x	6x	
806314173514018	REF F 0173 341 0018	1x	6x	
806314277524018	REF F 0277 342 0018	1x	6x	
806314277514018	REF F 0277 341 0018	1x	6x	
806314001524033	REF F 0001 342 0033	1x	6x	



















Assortment
























STEP 1 CAVITY ACCESS & BURS

LEXICON	CODE	ISO SIZE	mm	SYMBOL
DIAMENDO 	A 0165			 534 C
GATES-GLIDDEN DRILL 	A 0008	6x: N°1 Ø 0.50mm, N°2 Ø 0.70mm, N°3 Ø 0.90mm, N°4 Ø1.10mm, N°5 Ø1.30mm, N°6 Ø1.50mm Assort. 1x: N°1, N°2, N°3, N°4, N°5, N°6 6x 28mm and 32mm, all sizes available in sterile. No Sterile packaging for 34MM.		 800-1200 min ⁻¹
ENDO BURS	CODE	ISO SIZE	mm	SYMBOL
BATT CONE 	D 0041	6x: Ø ISO 012, 014, 016, 018, 021, 023 22.5mm : 012 and 014 excluded / 28mm : 021 excluded		
ENDO ACCESS BUR DR HOWARD MARTIN 	A 0164	1x: N°1 Ø1.1mm, N°2 Ø1.5mm, N°3 Ø1.8mm Assort. 1,2,3		 534 C
ENDO-Z DR ZEKRYA 	E 0152	5x: 21mm, 25mm, 24.5mm		

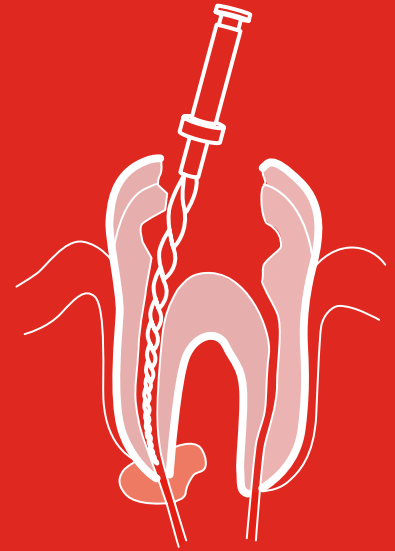
STEP 1 CAVITY ACCESS & BURS

ENDO ACCESS SET		CODE	ISO SIZE	mm	SYMBOL
CAVITY ACCESS SET		A 0305 A 0305-1 (REFILLS)	F 0001 FG 016 Diamond Bur Round M E 0153 FG 012 Transmetal E 0123 FG 010 Carbide Bur Round E 0123 FG 014 Carbide Bur Round F 0199 FG 016 Diamond Bur Conical C A 0008 RA X-Gates 32 mm		
CAVITY ACCESS Z SET		A 305Z A 305Z-1 (REFILLS)	F 0001 FG 016 Diamond Bur Round M E 0153 FG 012 Transmetal E 0123 FG 010 Carbide Bur Round E 0123 FG 014 Carbide Bur Round E 0152 FG Endo-Z A 0008 RA X-Gates 32 mm		
ULTRASONIC TIPS		CODE	ISO SIZE	mm	SYMBOL
PROULTRA ENDO TIPS M3 X 0.5 EMS		A 0630	1X: TIP ENDO N° 1 - 2 - 3 - 4 - 5 ASSORT. 5X TIP ENDO N° 1 - 2 - 3 - 4 - 5		 
PROULTRA ENDO TIPS M3 X 0.6 SATELEC		A 0620	1X: TIP ENDO N° 1 - 2 - 3 - 4 - 5 ASSORT. 5X TIP ENDO N° 1 - 2 - 3 - 4 - 5		 
PROULTRA ENDO TIPS M3 X 0.5 EMS		A 0631	1X: TIP ENDO N° 6 - 7 - 8 ASSORT. 3X TIP ENDO N° 6 - 7 - 8		 
PROULTRA ENDO TIPS M3 X 0.6 SATELEC		A 0621	1X: TIP ENDO N° 6 - 7 - 8 ASSORT. 3X TIP ENDO N° 6 - 7 - 8		 






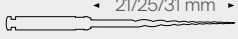








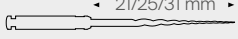








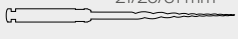



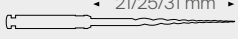



STEP 1 CAVITY ACCESS & BURS

ULTRASONIC TIPS continued	CODE	ISO SIZE	mm	SYMBOL
<p>WRENCH FOR TIPS</p> 	A 0619	1X IN ASSORT. TIP ENDO N° 1 TO 5, ASSORT. TIP ENDO N° 6 TO 8 AND ASSORT. TIP SURG N° 1 TO 6		
<p>PROULTRA SURGICAL TIPS M3 X 0.5 EMS</p> 	A 0650	1X: TIP SURG N° 1 - 2 - 3 - 4 - 5 - 6 ASSORT. 6X TIP SURG N° 1 - 2 - 3 - 4 - 5 - 6		 
<p>PROULTRA SURGICAL TIPS M3 X 0.6 SATELEC</p> 	A 0640	1X: TIP SURG N° 1 - 2 - 3 - 4 - 5 - 6 ASSORT. 6X TIP SURG N° 1 - 2 - 3 - 4 - 5 - 6		 
<p>START-X™</p> 	<p>A 0660-1 A 0661-1</p> <p>A 0660-2 A 0661-2</p> <p>A 0660-3 A 0661-3</p> <p>A 0660-4 A 0661-4</p> <p>A 0660-5 A 0661-5</p> <p>A 0660-900 A 0661-900</p>	<p>START-X 1 M3 X 0.6 SATELEC TYPE M3 X 0.5 EMS TYPE</p> <p>START-X 2 M3 X 0.6 SATELEC TYPE M3 X 0.5 EMS TYPE</p> <p>START-X 3 M3 X 0.6 SATELEC TYPE M3 X 0.5 EMS TYPE</p> <p>START-X 4 M3 X 0.6 SATELEC TYPE M3 X 0.5 EMS TYPE</p> <p>START-X 5 M3 X 0.6 SATELEC TYPE M3 X 0.5 EMS TYPE</p> <p>START-X 1-5 M3 X 0.6 SATELEC TYPE A 0661-900 M3 X 0.5 EMS TYPE</p>		             



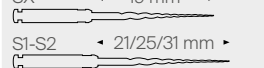




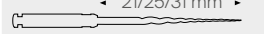



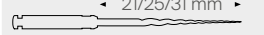




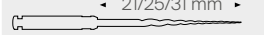





STEP 2
GLIDE PATH
& SHAPING




















STEP 2 GLIDE PATH & SHAPING

GLIDE PATH	CODE	ISO SIZE	mm	SYMBOL
pro•glider™ 	A 0923	x3 016	 ◀ 21/25/31 mm ▶	  m-wire® STERILE R 
	A 0926	x6 016	 ◀ 21/25/31 mm ▶	  m-wire® STERILE R 
PathFile® 	A 0015	x6 013 016 019	 ◀ 21/25/31 mm ▶	 
WAVEONE wave•one® 	A 0700	3-File blister A 0700-S A 0700-P A 0700-L x3 S P L	 ◀ 21/25/31 mm ▶	  m-wire® STERILE R 
	A 0706	6-File Blister A 0706-S A 0706-P A 0706-L x6 S P L	 ◀ 21/25/31 mm ▶	  m-wire® STERILE R 
PROTAPER NEXT PROTAPER•NEXT® 	A 0803	3-File Blister X1: A 0803-01 X2: A 0803-02 X3: A 0803-03 X4: A 0803-04 X5: A 0803-05 XA: A 0803-XA x3 X1 X2 X3 X4 X5 XA	 ◀ 21/25/31 mm ▶	  m-wire® STERILE R 
	A 0800	6-File Blister X1: A 0800-01 X2: A 0800-02 X3: A 0800-03 X4: A 0800-04 X5: A 0800-05 XA: A 0800-XA x6 X1 X2 X3 X4 X5 XA	 ◀ 21/25/31 mm ▶	  m-wire® STERILE R 














STEP 2 GLIDE PATH & SHAPING


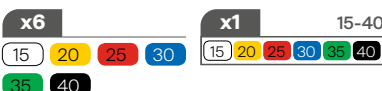





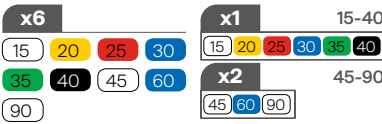

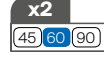



PROTAPER UNIVERSAL	CODE	ISO SIZE	mm	SYMBOL
<p>TREATMENT - ROTARY</p>  <p>SHAPING FILES Shaping File SX: A 0410-X Shaping File S1: A 0410-1 Shaping File S2: A 0410-2</p> 	A 0410	<p>x6</p> <p>SX S1 S2</p> <p>Accessory SX: A 0416-X Coronal shaping S1: A 0416-1 Middle shaping S2: A 0416-2</p>	<p>SX ◀ 19 mm ▶</p> <p>S1-S2 ◀ 21/25/31 mm ▶</p> 	 
<p></p> <p>FINISHING FILES F1: A 0411-1 – F2: A 0411-2 – F3: A 0411-3 F4: A 0411-4 – F5: A 0411-5</p> 	A 0411	<p>x6</p> <p>F1 F2 F3 F4 F5</p> <p>F1: Ø20 / 7% – F2: Ø25 / 8% – F3: Ø30 / 9% F4: Ø40 / 6% – F5: Ø50 / 5%</p>	<p>◀ 21/25/31 mm ▶</p> 	 
<p></p> <p>ASSORTMENT</p>	A 0409	<p>x1</p> <p>SX S1 S2 F1 F2 F3</p> <p>x1</p> <p>S1 S1 S2 S2 F1 F1</p>	<p>◀ 21/25/31 mm ▶</p> 	 
<p></p> <p>STARTER KIT</p> 	A 0415	6x: SX – S1- S2 – F1- F2 – F3 + sequencer	<p>◀ 21/25/31 mm ▶</p> 	 
<p></p> <p>SEQUENCER</p> 	A 0413	Black (empty)		

STEP 2 GLIDE PATH & SHAPING

PROTAPER UNIVERSAL continued	CODE	ISO SIZE	mm	SYMBOL
<p>TREATMENT - FOR HAND USE</p>  <p>Accessory SX: A 0416-X Coronal shaping S1: A 0416-1 Middle shaping S2: A 0416-2</p> 	A 0416	<p>x6</p> <p>SX S1 S2</p>	<p>19 mm</p> <p>SX</p> <p>21/25/31 mm</p> <p>S1-S2</p>	 
 <p>Apical shaping F1: A 0417-1 - F2: A 0417-2 - F3: A 0417-3 F4: A 0417-4 - F5: A 0417-5</p> 	A 0417	<p>x6</p> <p>F1 F2 F3 F4 F5</p> <p>F1: Ø20/ 7% - F2: Ø25/8% - F3: Ø30/9% F4: Ø40/6% - F5: Ø50/5%</p>	<p>21/25/31 mm</p> 	 
 <p>ASSORTMENT</p> 	A 0418	<p>x1</p> <p>SX S1 S2 F1 F2 F3</p>	<p>21/25/31 mm</p> 	 
 <p>SEQUENCER</p> 	A 0413	Black (empty)		






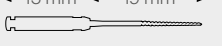













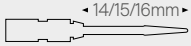

STEP 2 GLIDE PATH & SHAPING

PROTAPER UNIVERSAL continued		CODE	ISO SIZE	mm	SYMBOL
RETREATMENT – ROTARY 		A 1410	6x: D1, ISO 030, 9%, 16mm 6x: D2, ISO 025, 8%, 18mm 6x: D3, ISO 020, 7%, 22mm	◀ 16/18/22 mm ▶ 	 
 ASSORTMENT		A 1412	2x D1 – 2x D2 – 2x D3		 
 RETREATMENT		A 1415	2x D1 – 2x D2 – 2x D3 + sequencer		 
 SEQUENCER		A 1413	Yellow (empty)		
 X-smart® & PROTAPER® INTRO CASE 110 & 230V		A 1008	A 1004 X-SMART (motor 16:1 contra-angle), A 1006 X-SMART Contra-angle 16:1, A 0415 ProTaper Treatment Starter Kit, A 1415 ProTaper Retreatment Starter Kit, A 0418 ProTaper For Hand Use Assortment 25mm, A 012X C-Files Assortment 25mm, 4x Training-Bloc, Video		


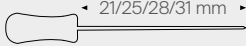














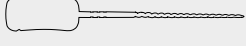


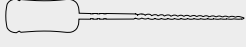
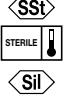






PROFILE		CODE	ISO SIZE	mm	SYMBOL
PROFILE .02 		A 0344	x6  x1 15-40 	◀ 13 mm ▶ 21/25 mm ▶ 	 
PROFILE .04 		A 011N	x6  x1 15-40  x2 45-90 	◀ 15 mm ▶ 21/25/31 mm ▶ ◀ 18 mm (15-40) ▶ 	 

BACK TO CONTENTS









STEP 2 GLIDE PATH & SHAPING

PROFILE continued	CODE	ISO SIZE	mm	SYMBOL
<p>PROFILE .06</p> 	A 0345	<p>x6</p> <p>15 20 25 30</p> <p>35 40</p> <p>x1</p> <p>15 20 25 30 35 40</p> <p>15-40</p>	<p>◀ 15 mm ▶ 18/21/25 mm ▶</p> 	 
<p>PROFILE .0.S.</p> 	A 0359	<p>x6</p> <p>1.05/20 2.05/30 3.05/40 4.07/50</p> <p>5.09/60 6.08/80</p> <p>x1</p> <p>1 2 3 4 5 6</p> <p>1-6</p>	<p>◀ 15 mm ▶ 19 mm ▶</p> 	 
<p>ASSORTMENT</p> 	A 0363	<p>x1</p> <p>A 0359-2 / A 0359-3 / A 0359-4 A 0345-20 / A 0345-25 / A 0345-30 A 011N-20 / A 011N-25 / A 011N-30 A 012B-10 / A 012B-15 / A 219P</p>	<p>◀ 18/21/25 mm ▶</p> 	
<p>MANDREL</p> 	A 219P	5x		 
<p>PROFILE ORGANIZER</p> 	A 0362	N°1: vide - empty - leer - vacío - vuoto N°2: 25mm		
<p>PROFILE INTRO PACK</p> 	A 0346	NiTi Control 64:1, NiTi Control 128:1, N°21W&H 128:1, N°23 W&H 70:1, A 0363 ProFile Assortment 21mm, A 0362 ProFile organizer 25mm, A 012X C-Files Assortment 25mm, 3x Training-Bloc, Video		
<p>NITI MANUAL HANDLE ADAPTORS</p> 	A 1409	<p>x6</p> <p>1 2 3 4</p> <p>5 6 7</p> <p>x1</p> <p>1 2 3 4 5 6 7</p> <p>1-7</p>		
<p>ORIFICE OPENER</p> 	A 0183	<p>x6</p> <p>1 2 3</p> <p>14mm 15mm 16mm</p> <p>x2</p> <p>1 2 3</p>	<p>◀ 14/15/16mm ▶</p> 	

STEP 2 GLIDE PATH & SHAPING

READY STEEL	CODE	ISO SIZE	mm	SYMBOL
READY•STEEL® K-FILE 	A 012D	x6 006 008 010 015 020 025 030 035 040 045 050 055 060 070 080 090 100 110 120 130 140	x1 ISO 015-040 015 020 025 030 035 040 x1 ISO 045-080 045 050 055 060 070 080 x1 ISO 090-140 090 100 110 130 130 140	 ◀ 21/25/28/31 mm ▶ 
READY•STEEL® K-REAMER 	A 011D	x6 008 010 015 020 025 030 035 040 045 050 055 060 070 080 090 100 110 120 130 140	x1 ISO 015-040 015 020 025 030 035 040 x1 ISO 045-080 045 050 055 060 070 080 x1 ISO 090-140 090 100 110 130 130 140	 ◀ 21/25/28/31 mm ▶ 
READY•STEEL® HEDSTROM 	A 016D	x6 008 010 015 020 025 030 035 040 045 050 055 060 070 080 090 100 110 120 130 140	x1 ISO 015-040 015 020 025 030 035 040 x1 ISO 045-080 045 050 055 060 070 080 x1 ISO 090-140 090 100 110 130 130 140	 ◀ 21/25/28/31 mm ▶ 
READY•STEEL® SENSEUS K-FLEXOREAMER 	A 1011	x6 008 010 015 020 025 030 035 040 045 050 055 060 070 080	x1 ISO 015-040 015 020 025 030 035 040 x1 ISO 045-080 045 050 055 060 070 080	 ◀ 21/25/31 mm ▶ 
READY•STEEL® SENSEUS FLEXOFILE 	A 1012	x6 006 008 010 015 020 025 030 035 040 045 050 055 060 070 080	x1 ISO 015-040 015 020 025 030 035 040 x1 ISO 045-080 045 050 055 060 070 080	 ◀ 21/25/31 mm ▶ 
READY•STEEL® SENSEUS HEDSTROM 	A 1016	x6 008 010 015 020 025 030 035 040 045 050 055 060 070 080	x1 ISO 015-040 015 020 025 030 035 040 x1 ISO 045-080 045 050 055 060 070 080	 ◀ 18/21/25 mm ▶ 
READY•STEEL® SENSEUS PROFINDER 	A 1013	x6 010 013 017	x1 ISO 010-017 010 013 017	 ◀ 21/25/31 mm ▶ 
READY•STEEL® C+FILE 	A 012X	x6 18/21/25mm 006 008 010 015 020		 ◀ 18/21/25 mm ▶ 
READY•STEEL® C+FILE ASSORTMENT 	A 012X	x2 18/21/25mm 008 010 015		 ◀ 18/21/25 mm ▶ 

STEP 2 GLIDE PATH & SHAPING

COLORINOX		CODE	ISO SIZE	mm	SYMBOL
 <p>COLORINOX® K-FILE</p>	A 012D	x6 006 008 010 015 020 025 030 035 040 045 050 055 060 070 080 090 100 110 120 130 140	x1 ISO 015-040 015 020 025 030 035 040 x1 ISO 045-080 045 050 055 060 070 080 x1 ISO 090-140 090 100 110 130 130 140	18/21/25/28/31 mm	
	A 016D	x6 008 010 015 020 025 030 035 040 045 050 055 060 070 080 090 100 110 120 130 140	x1 ISO 015-040 015 020 025 030 035 040 x1 ISO 045-080 045 050 055 060 070 080 x1 ISO 090-140 090 100 110 130 130 140	21/25/31 mm	
	A 004B-01	x6 020 025 030 035 040 050 060	x1 ISO 020-060 020 025 050 060 x2 030 035 040	21 mm	
	A 011D	x6 008 010 015 020 025 030 035 040 045 050 055 060 070 080 090 100 110 120 130 140	x1 ISO 015-040 015 020 025 030 035 040 x1 ISO 045-080 045 050 055 060 070 080 x1 ISO 090-140 090 100 110 130 130 140	21/25/28/31 mm	
M-ACCESS		CODE	ISO SIZE	mm	SYMBOL
 <p>M-access™ by Dentsply Maillet K-FILE</p>	A 012MA	x6 006 008 010 015 020 025 030 035 040 045 050 055 060 070 080 090 100 110 120 130 140	x1 ISO 015-040 015 020 025 030 035 040 x1 ISO 045-080 045 050 055 060 070 080 x1 ISO 090-140 090 100 110 130 130 140	21/25/31 mm	
	A 011MA	x6 008 010 015 020 025 030 035 040 045 050 055 060 070 080 090 100 110 120 130 140	x1 ISO 015-040 015 020 025 030 035 040 x1 ISO 045-080 045 050 055 060 070 080 x1 ISO 090-140 090 100 110 130 130 140	21/25/31 mm	


STEP 2 GLIDE PATH & SHAPING

M•access™
by Dentsply Maillefer HEDSTROEM



A 016MA

x6	008 010 015 020	x1	ISO 015-040
025 030 035 040	045 050 055 060	x1	ISO 045-080
070 080 090 100	110 120 130 140	x1	ISO 090-140
			015 020 025 030 035 040
			045 050 055 060 070 080
			090 100 110 120 130 140



SSi

OTHER HAND INSTRUMENTS


K-FLEXOFILE®



A 012C



x6	015 020 025 030	x1	ISO 015-040
035 040			015 020 025 030 035 040



SSi


K-FLEXOREAMER®



A 011C
A 008C
A 010C



x6	015 020 025 030	x1	ISO 015-040
035 040			015 020 025 030 035 040



SSi

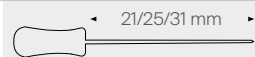
GOLDEN MEDIUM® K-FLEXOREAMER®



A 011I



x6	012 017 022 027	x1	ISO 012-037
032 037			012 017 022 027 032 037




SSi

GOLDEN MEDIUM® K-FLEXOFILE

A 012I



x6	012 017 022 027	x1	ISO 012-022
032 037			012 017 022
		x1	ISO 012-037
			012 017 022 027 032 037



SSi

MILLER BROACH



A 0002







12x: XXF, XF, F, M, C
Assort. 2x XXF, 3x XF, 4x F, 2x M, 1x C






SSi





STEP 2 MOTORS & APEX LOCATORS

MOTORS	CODE	ISO SIZE	SYMBOL
<p>X-smart^{plus} MOTOR</p> 	A 1032	110V & 230V Motor + Contra-angle	⚠
<p>CONTRA-ANGLE 6:1</p> 	A 1033		⚠
<p>X-smart^{plus} ACCESSORIES</p> 	A 1034	A 1034 00000200 X-SMART PLUS Universal AC Adapter A 1034 00000300 X-SMART PLUS Motor Handpiece A 1034 00000400 X-SMART PLUS Motor Handpiece Stand	⚠
<p>X-smart^{plus} KITS</p> 	A 1035	A 1035 10000000 X-SMART PLUS with WAVEONE & PATHFILE Files A 1035 42000000 X-SMART PLUS with PROTAPER & PATHFILE Files A 1035 40000000 X-SMART PLUS with PROTAPER NEXT & PATHFILE Files A 1035 50000000 X-SMART PLUS with PROPEX PIXI Apex Locator & with PROTAPER NEXT & PATHFILE Files A 1035 60000000 X-SMART PLUS with PROPEX PIXI Apex Locator & with WAVEONE & PATHFILE Files A 1035 41000000 X-SMART PLUS with PROTAPER NEXT & PROGLIDER Files A 1035 11000000 X-SMART PLUS with WAVEONE & PROGLIDER Files A 1035 61000000 X-SMART PLUS with PROPEX PIXI Apex Locator & with WAVEONE & PROGLIDER Files A 1035 51000000 X-SMART PLUS with PROPEX PIXI Apex Locator & with PROTAPER NEXT & PROGLIDER Files	⚠

STEP 2 MOTORS & APEX LOCATORS

MOTORS continued	CODE	ISO SIZE	SYMBOL
<p>X-smart</p> 	A 1004	110V & 230V Motor + Contra-angle 16:1	⚠
<p>CONTRA-ANGLE 16:1 FOR X-smart</p> 	A 1006		⚠
<p>X-smart ACCESSORIES</p>	A 1007	A 1007-1 X-SMART Battery A 1007-2 X-SMART AC Adapter A 1007-3 X-SMART Handpiece Stand A 1007-4 X-SMART Foot Pedal	⚠
<p>X-smart INTRO CASE 110V & 230V</p> 	A 1008	A 1004 X-SMART (motor + Contra-angle 16:1), 110&230V A 1006 X-SMART Contra-angle 16:1, A 0415 ProTaper Treatment Starter Kit, A 1415 ProTaper Retreatment Starter Kit, A 0418 ProTaper For Hand Use Assortment 25mm, A 012X C-Files Assortment 25mm, 4x Training-Bloc, Video	

































STEP 2 MOTORS & APEX LOCATORS

APEX LOCATORS	CODE	ISO SIZE	SYMBOL
<p>PROPEX®II APEX LOCATOR</p> 	A 1028	110V	⚠
<p>PROPEX®II ACCESSORIES</p> 	A 1029	A 1029-1 Rechargeable battery A 1029-2 Charger A 1029-3 Lip clip A 1029-4 Hook A 1029-5 Measuring wire A 1029-6 Fork	⚠
<p>propex·pixi™ APEX LOCATOR</p> 	A 1030	Universal Charger	⚠
<p>propex·pixi™ ACCESSORIES</p> 	A 1031	A 1031 00000100 PROPEX PIXI Short Measuring Wire A 1031 00000200 PROPEX PIXI Universal AC Adapter A 1031 00000300 PROPEX PIXI Long Measuring Wire	⚠

STEP 3
IRRIGATION
& ACTIVATION





















STEP 3 IRRIGATION & ACTIVATION

IRRIGANT	CODE	ISO SIZE	SYMBOL
 <p>Glyde FILE PREP SYRINGE KIT</p>	A 0901	1x Syringe Kit, 3ml	    
 <p>Glyde INTRO PACKAGE</p>	A 0902	2x  25x 	    
 <p>Glyde SYRINGE TIPS</p>	A 0903	50x	  
 <p>Glyde DOSES</p>	A 0905	GLYDE Pack 35x	    
ACTIVATION	CODE	ISO SIZE	SYMBOL
 <p>ENDO ACTIVATOR® STARTER KIT</p>	A 0911	1x ENDOACTIVATOR Handpiece/Driver (Battery Included) REF A 0912 Activator Tips 25x Small (#15/.02), 25x Medium (#25/.04), 25x Large (#35/.04) 100 x Protective Barriers - REF A 0914	
 <p>ENDO ACTIVATOR® HANDPIECE</p>	A 0912		
 <p>ENDO ACTIVATOR® REFILLS</p>	A 0913	A 0913 02201500 ENDOACTIVATOR Activation tip, Small, Box of 5 A 0913 02202500 ENDOACTIVATOR Activation tip, Medium, Box of 5 A 0913 02203500 ENDOACTIVATOR Activation tip, Large, Box of 5 A 0914 00000000 ENDOACTIVATOR Protection Barriers, Box of 100	
 <p>ENDO ACTIVATOR® ACCESSORIES</p>	A 019X	A 0915 00000000 ENDOACTIVATOR Battery Housing A 0916 00000000 ENDOACTIVATOR Rocker Harm Replacement Kit	


























STEP 4 OBTURATION




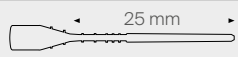

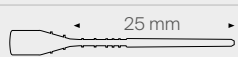

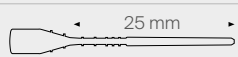

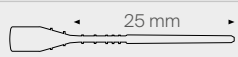

STEP 4 OBTURATION

GUTTA-PERCHA POINTS	CODE	ISO SIZE	mm	SYMBOL
<p>GUTTA-PERCHA POINTS FOR wave•one®</p> 	A 024X	<p>x60 S P L</p> <p>x20 S P L</p>	<p>29 mm</p> 	<p>GP</p> 
<p>GUTTA-PERCHA POINTS FOR PROTAPER•NEXT®</p> 	A 0220	<p>x60 x2 x3</p> <p>x30 x2 x3 x4 x5</p>	<p>29 mm</p> 	<p>GP</p> 
<p>GUTTA-PERCHA POINTS FOR PROTAPER® UNIVERSAL</p> 	A 022X	<p>x60 F1 F2 F3</p> <p>x20 F1 F2 F3 F4 F5</p> <p>x30 F1 F2 F3 F4 F5</p>	<p>29 mm</p> 	<p>GP</p> 
<p>GUTTA-PERCHA POINTS</p> 	A 022C A 022E	<p>x120 010 015 020 025 030 035 040 045 050 055 060 070 080</p> <p>x60 090 100 110 120 130 140</p> <p>x20 ISO 015-040 015 020 025 030 035 040</p> <p>x20 ISO 045-080 045 050 055 060 070 080</p> <p>x10 ISO 090-140 090 100 110 120 130 140</p>	<p>29 mm</p> 	<p>GP</p> 
<p>GUTTA-PERCHA POINTS .02 COLOR CODED</p> 	A 022G	<p>x120 010 015 020 025 030 035 040 045 050 055 060 070 080</p> <p>x60 090 100 110 120 130 140</p> <p>x20 ISO 015-040 015 020 025 030 035 040</p> <p>x20 ISO 045-080 045 050 055 060 070 080</p> <p>x10 ISO 090-140 090 100 110 120 130 140</p>	<p>30 mm</p> 	<p>GP</p> 
<p>GUTTA-PERCHA POINTS .04 COLOR CODED</p> 	A 022M	<p>x120 015 020 025 030 035 040 045 060</p> <p>x60 090</p> <p>x20 ISO 015-040 015 020 025 030 035 040</p> <p>x20 ISO 045-090 045 060 090</p>	<p>30 mm</p> 	<p>GP</p> 










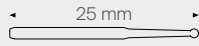



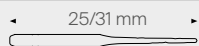


STEP 4 OBTURATION

GUTTA-PERCHA POINTS continued		CODE	ISO SIZE	mm	SYMBOL
<p>GUTTA-PERCHA POINTS .06 COLOR CODED</p> 	A 022N	<p>x120</p> <p>015 020 025 030 035 040</p> <p>x20 ISO 015-040</p> <p>015 020 025 030 035 040</p>	30 mm		
	A 022L	<p>120x : XXF, XF, F, M 60X : L 015-040 : 40x XF, F / 30x M / 10x L</p>	30 mm		
<p>GUTTA-PERCHA AUXILIARY POINTS</p> 	A 022F	<p>x120</p> <p>A B C D</p> <p>x30 A-D</p>	24 mm		
<p>GAUGE FOR GUTTA-PERCHA POINTS</p> 	A 0186	<p>1X .02 Tot. L : +/- 0.25, Ø: +/- 0.02</p>			
OBTURATORS		CODE	ISO SIZE	mm	SYMBOL
<p>THERMAFIL® OBTURATOR</p> 	A 0166	<p>x6</p> <p>020 025 030 035 040 045 050 055 060 070 080 090 100 110 120 130 140</p> <p>x3</p> <p>020 025</p>	25 mm	    	
	A 0348	<p>x30</p> <p>020 025 030 035 040</p>			
<p>THERMAFIL® POSTERIOR KIT</p> 	A 0167	Assort. 20x ØISO 020-040		    	
<p>THERMAFIL® ANTERIOR KIT</p> 	A 0168	Assort. 20x ØISO 045-100		    	



















STEP 4 OBTURATION

OBTURATORS continued	CODE	ISO SIZE	mm	SYMBOL
<p>THERMAFIL® OBTURATOR FOR PROTAPER® UNIVERSAL</p> 	A 1411	<p>F1: A 1411.F1 - F2: A 1411.F2 - F3: A 1411.F3 F4: A 1411.F4 - F5: A 1411.F5</p> <p>x6 F1 F2 F3 F4 F5</p> <p>x20 F1 F2 F3 F4 F5</p>		<p>P</p> <p>GP</p> <p>LATEX</p> <p>!</p> <p>X</p>
<p>THERMAFIL® OBTURATOR FOR wave•one®</p> 	A 1700	<p>x6 S P L</p> <p>x20 S P L</p>		<p>GP</p> <p>X</p>
<p>gutta•core™ OBTURATOR</p> 	A 1702	<p>Blister of 5 obturators plus 1 verifier: A 1702B</p> <p>x5 20 25 30 35 40 45 50 55 60 70 80 90</p> <p>Box of 5 blisters: A 1702P</p> <p>x1 20 25 30 35 40</p>		<p>GP</p> <p>X</p>
<p>gutta•core™ OBTURATOR FOR PROTAPER®NEXT®</p> 	A 1802	<p>Blister of 5 obturators plus 1 verifier: A 1802B</p> <p>x5 X2 X3 X4 X5</p> <p>Box of 5 blisters: A 1802P</p> <p>x20 X2 X3 X4 X5</p> <p>x30 X2 X3 X4 X5</p>		<p>GP</p> <p>X</p>
<p>thermaprep® 2 OVEN</p> 	A 0176	110V & 230V		<p>GP</p> <p>X</p>






































STEP 4 OBTURATION

OBTURATORS continued		CODE	ISO SIZE	mm	SYMBOL
<p>gutta•core™ STARTER KITS WITH thermaprep® 2 OVEN</p> 		A 176A A 176B A 1710 A 176C	THERMAFIL Obturation Starter Kit WAVEONE Obturation Starter Kit GUTTACORE Obturation Starter Kit PROTAPER UNIVERSAL Obturation Starter Kit		
ACCESSORIES		CODE	ISO SIZE	mm	SYMBOL
<p>THERMAFIL® TRAINING BLOC</p> 		A 0174	12x Ø0.3 taper .04		
<p>VERIFIER</p> 		A 0175	<p>x6</p> <p>020 025 030 035 040 045 050 055 060 070 080 090</p> <p>x1 ISO 015-040 020 025 030 035 040 015</p> <p>x1 ISO 050-090 050 055 060 070 080 090</p> <p>Non-sterile Plastic Box and Sterile Blister available</p>	 <p>25 mm</p>	  
<p>THERMA-CUT</p> 		A 0050	6x: ØISO 010 - 012 - 014 - 016 Assort. 1x: 010 - 016, 2x: 012 - 014	 <p>25 mm</p>	 
<p>POST SPACE BUR</p> 		A 0051	6x: ØISO 005 - 007	 <p>25/31 mm</p>	 




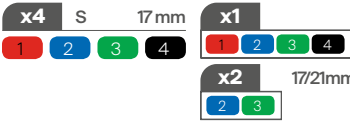
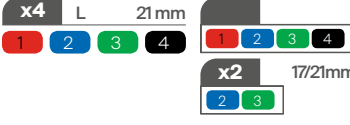




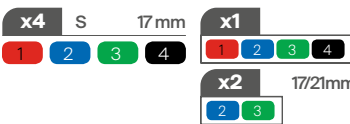
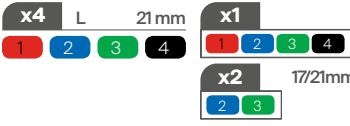













STEP 4 OBTURATION

WARM VERTICAL	CODE	ISO SIZE	mm	SYMBOL
<p>CALAMUS[®] DUAL KIT</p> 	A 1300	1x Calamus Dual device 1x Electric Heated Plugger S 1x Gutta-Percha Cartridge 20G (blister of 10) 1x Gutta-Percha Cartridge 23G (blister of 10) 1x Replacement Cartridge Nut 1x Cartridge Needle Bending Tool 1x Handpiece Cleaning Brush 1x Handpiece Heat Shield 1x Remote Power Cord 1x DFU (5 languages) 5x Sequence Cards (5 languages)		
<p>CALAMUS[®] PLUGGERS (S,M,L) AND CALAMUS[®] THERMAL RESPONSE TIP</p> 	A 1110 A 1120 A 1130 A 1150	ISO 40 – taper .03 ISO 50 – taper .05 ISO 60 – taper .06 (pulp vitality tester)		 
<p>GUTTA-PERCHA CARTRIDGE 20G</p> 	A 1210	x10 20G = 0,8mm		  
<p>GUTTA-PERCHA CARTRIDGE 23G</p> 	A 1220	x10 23G = 0,6mm		  
<p>REPLACEMENT CARTRIDGE NUT</p> 	A 1206			
<p>CARTRIDGE NEEDLE BENDING TOOL</p> 	A 1207			 



















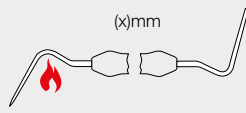






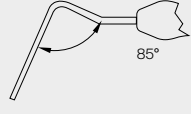


STEP 4 OBTURATION

WARM VERTICAL continued		CODE	ISO SIZE	mm	SYMBOL
	HANDPIECE CLEANING BRUSH	A 1208			
	HANDPIECE HEAT SHIELD	A 1209			 
PAPER POINTS		CODE	ISO SIZE	mm	SYMBOL
	PAPER POINTS FOR wave•one®	A 024W	x60 S P L x20 S P L	29 mm 	 
	PAPER POINTS FOR PROTAPER•NEXT®	A 022Q	x60 X2 X3 x30 X2 X3 X4 X5	29 mm 	 
	PAPER POINTS FOR PROTAPER® UNIVERSAL	A 022W	F1: A 022W.F1 – F2: A 022W.F2 – F3: A 022W.F3 Assortments : A 022W.F1- F3 – A 022W.F4- F5 x180 F1 F2 F3 x60 F1 F2 F3 x90 F4 F5	29 mm    	 
	STERILE PAPER POINTS .02	A 022T	x180 010 015 020 025 030 035 040 045 050 055 060 070 080 090 100 110 120 130 140	27 mm  ISO 015-040 015 020 025 030 035 040 ISO 045-080 045 050 055 060 070 080 ISO 090-140 090 100 110 120 130 140	  
	PAPER POINTS .02	A 022R	x180 010 015 020 025 030 035 040 045 050 055 060 070 080 x90 090 100 110 120 130 140	27 mm  ISO 015-040 015 020 025 030 035 040 ISO 045-080 045 050 055 060 070 080 ISO 090-140 090 100 110 120 130 140	 
	PAPER POINTS .04	A 022J	x180 015 020 025 030 035 040 045 060 x90 090	27 mm  ISO 015-040 015 020 025 030 035 040 ISO 045-090 045 060 090	 
	PAPER POINTS .06	A 022K	x180 015 020 025 030 035 040	27 mm  ISO 015-040 015 020 025 030 035 040	 


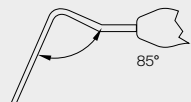


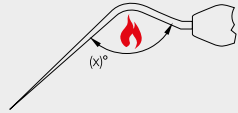







STEP 4 OBTURATION

SEALERS	CODE	ISO SIZE	mm	SYMBOL
<p>TOPSEAL® TUBE SET</p> 	A 0900	1X TUBE OF PASTE A, 4 ML 1X TUBE OF PASTE B, 4 ML 1X MIXING PAD		
<p>LENTULO® PASTE CARRIER</p> 	A 0022	<p>x4 S 17mm x1 1-4</p>  <p>x2 17/21mm 2-3</p> <p>x4 L 21mm x1 1-4</p>  <p>x2 17/21mm 2-3</p> <p>x4 XL 25mm x1 1-4</p> 		
<p>HANDY LENTULO® RECOMMENDED BY PROF. H. SCHILDER</p> 	A 022H	<p>x4 S 17mm x1 1-4</p>  <p>x2 17/21mm 2-3</p> <p>x4 L 21mm x1 1-4</p>  <p>x2 17/21mm 2-3</p> <p>x4 XL 25mm x1 1-4</p> 		
CEMENTS	CODE	ISO SIZE	mm	SYMBOL
<p>PRO ROOT MTA TOOTH-COLORED</p> 	A 0405	N°1: 5X1G - N°2: 2X1G		  
<p>MTA ENDO CARRIER</p> 	A 0407	1x		  
<p>PRO ROOT MTA TUBES</p> 	A 0403	50x: N° 1: 8mm / Ø1.25mm 50x: N°2: 4mm / Ø1.25mm		

STEP 4 OBTURATION

CEMENTS continued		CODE	ISO SIZE	mm	SYMBOL
MTA SURGICAL CARRIERS		A 0408	1x		  
KIT PRO ROOT MTA		A 0406	A 0405-2 2x 1g A 0407 1x MTA Endo Manual Carrier A 0408 1x MTA Surgical Manual Carrier 0/0 A 0408 1x MTA Surgical Manual Carrier 1/3 A 0408 1x MTA Surgical Manual Carrier 2/4 A 0403 MTA Tubes N° 1 (8mm) A 0403 MTA Tubes N° 2 (4mm) A 0404 5x MTA Spatula 1x CD-Rom, 1x Mixing pad		 H ₂ O  
PLUGGERS AND SPREADERS		CODE	ISO SIZE	mm	SYMBOL
SPREADER A		A 0198	4x: ØISO 025 - 030 - 040 - 050 - 060 Assort. 1x: ØISO 030 - 040 - 050 - 060		 
PLUGGER B		A 0199	4x: ØISO 030 - 040 - 050 - 060 Assort. 1x: ØISO 030 - 040 - 050 - 060		 
GUTTA-PERCHA PLUGGER		A 280S	x2 3/1 3/2 x1 3/1-3/2		 
HEAT-CARRIER PLUGGER DR. MACHTOU		A 281S	x4 1/1 1/2 2/3 2/4 (x)mm 0.5 0.6 0.8 1.0 x1 1/1-2/4 1/1 1/2 2/3 2/4	(x)mm 	 
PLUGGER DR. MACHTOU		A 289S	x1 1/2 3/4 0		 
SCHILDER PLUGGER ANTERIOR PROF. SCHILDER		A 0400	x1 8A 8°A 9A 9°A Ømm 0.4 0.5 0.6 0.7 10A 10°A 11A 11°A Ømm 0.8 0.9 1.1 1.3 12A Ømm 1.5		 

STEP 4 OBTURATION







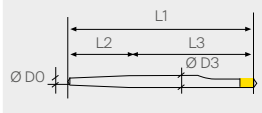










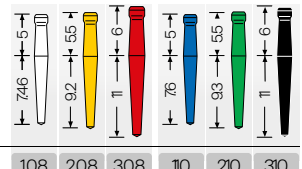




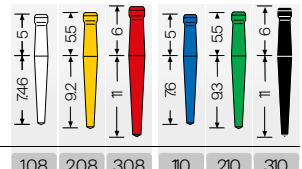


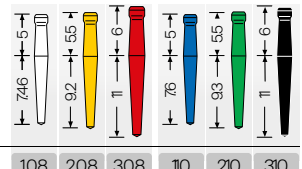
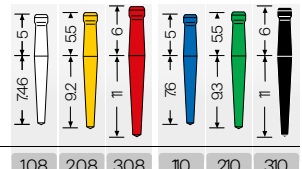



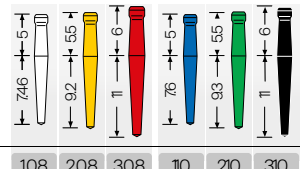
PLUGGERS AND SPREADERS continued	CODE	ISO SIZE	mm	SYMBOL																																
SCHILDER PLUGGER POSTERIOR PROF. SCHILDER 	A 0401	<table border="1"> <tr> <td colspan="4">x1</td> </tr> <tr> <td>8P</td> <td>8°P</td> <td>9P</td> <td>9°P</td> </tr> <tr> <td>0.4</td> <td>0.5</td> <td>0.6</td> <td>0.7</td> </tr> <tr> <td>10P</td> <td>10°P</td> <td>11P</td> <td>11°P</td> </tr> <tr> <td>0.8</td> <td>0.9</td> <td>1.1</td> <td>1.3</td> </tr> <tr> <td>12P</td> <td colspan="3"></td> </tr> <tr> <td>1.5</td> <td colspan="3"></td> </tr> </table>	x1				8P	8°P	9P	9°P	0.4	0.5	0.6	0.7	10P	10°P	11P	11°P	0.8	0.9	1.1	1.3	12P				1.5									
x1																																				
8P	8°P	9P	9°P																																	
0.4	0.5	0.6	0.7																																	
10P	10°P	11P	11°P																																	
0.8	0.9	1.1	1.3																																	
12P																																				
1.5																																				
SCHILDER HEAT-CARRIERS ANTERIOR & POSTERIOR PROF. SCHILDER 	A 0402	<table border="1"> <tr> <td colspan="4">x1</td> </tr> <tr> <td>OA</td> <td>0OA</td> <td>OP</td> <td>OOP</td> </tr> <tr> <td>115°</td> <td>85°</td> <td>95°</td> <td>80°</td> </tr> </table>	x1				OA	0OA	OP	OOP	115°	85°	95°	80°																						
x1																																				
OA	0OA	OP	OOP																																	
115°	85°	95°	80°																																	
GUTTA CONDENSOR 	A 0242	<table border="1"> <tr> <td colspan="4">x4</td> <td colspan="4">x1 ISO 025-040</td> </tr> <tr> <td>025</td> <td>030</td> <td>035</td> <td>040</td> <td>025</td> <td>030</td> <td>035</td> <td>040</td> </tr> <tr> <td>045</td> <td>050</td> <td>055</td> <td>060</td> <td colspan="4"></td> </tr> <tr> <td>070</td> <td>080</td> <td colspan="6"></td> </tr> </table>	x4				x1 ISO 025-040				025	030	035	040	025	030	035	040	045	050	055	060					070	080								
x4				x1 ISO 025-040																																
025	030	035	040	025	030	035	040																													
045	050	055	060																																	
070	080																																			
SET GUTTA CONDENSOR 	A 0244	<table border="1"> <tr> <td colspan="4">x1 ISO 025-080</td> </tr> <tr> <td>025</td> <td>030</td> <td>035</td> <td>040</td> </tr> <tr> <td>045</td> <td>050</td> <td colspan="2"></td> </tr> <tr> <td>055</td> <td>060</td> <td>070</td> <td>080</td> </tr> </table> +1 x A 0186	x1 ISO 025-080				025	030	035	040	045	050			055	060	070	080																		
x1 ISO 025-080																																				
025	030	035	040																																	
045	050																																			
055	060	070	080																																	

PINS & POSTS






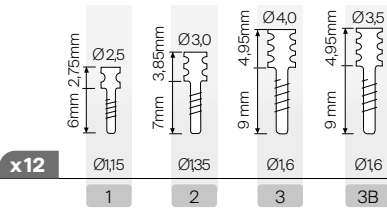



















STEP 5





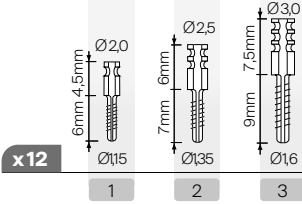















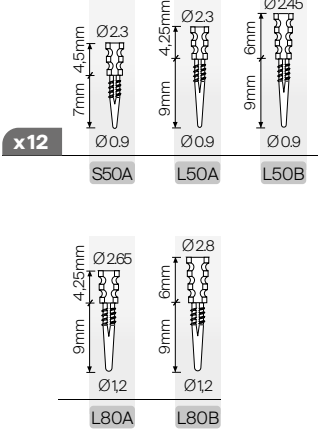


STEP 5 PINS & POSTS

EASYPOST		CODE	ISO SIZE	mm	SYMBOL																																									
	C 0600	x10 <table border="1"> <tr> <td>(mm)</td> <td>1</td> <td>2</td> <td>3</td> <td>4</td> <td>5</td> <td>6</td> </tr> <tr> <td>ØD0</td> <td>0.8</td> <td>0.8</td> <td>1.0</td> <td>1.0</td> <td>1.3</td> <td>1.3</td> </tr> <tr> <td>ØD3</td> <td>1.35</td> <td>1.47</td> <td>1.67</td> <td>1.83</td> <td>2.04</td> <td>2.22</td> </tr> <tr> <td>L1</td> <td>20.0</td> <td>20.0</td> <td>20.0</td> <td>20.0</td> <td>20.0</td> <td>20.0</td> </tr> <tr> <td>L2</td> <td>6.00</td> <td>7.25</td> <td>7.20</td> <td>9.00</td> <td>8.00</td> <td>10.00</td> </tr> <tr> <td>L3</td> <td>13.77</td> <td>12.52</td> <td>12.51</td> <td>10.71</td> <td>11.63</td> <td>9.63</td> </tr> </table>	(mm)	1	2	3	4	5	6	ØD0	0.8	0.8	1.0	1.0	1.3	1.3	ØD3	1.35	1.47	1.67	1.83	2.04	2.22	L1	20.0	20.0	20.0	20.0	20.0	20.0	L2	6.00	7.25	7.20	9.00	8.00	10.00	L3	13.77	12.52	12.51	10.71	11.63	9.63		  
			(mm)	1	2	3	4	5	6																																					
ØD0	0.8	0.8	1.0	1.0	1.3	1.3																																								
ØD3	1.35	1.47	1.67	1.83	2.04	2.22																																								
L1	20.0	20.0	20.0	20.0	20.0	20.0																																								
L2	6.00	7.25	7.20	9.00	8.00	10.00																																								
L3	13.77	12.52	12.51	10.71	11.63	9.63																																								
EASYPOST™ SET	C 0602	x1 0.8 1.0 1.3 24x EASYPOST, 1x Largo Peeso Reamer, 2x EASYPOST Precision Drill																																												
RADIX FIBER POST		CODE	ISO SIZE	mm	SYMBOL																																									
	C 0613	x10 <table border="1"> <tr> <td>(mm)</td> <td>1</td> <td>2</td> <td>3</td> <td>4</td> <td>5</td> <td>6</td> </tr> <tr> <td>ØD0</td> <td>0.8</td> <td>0.8</td> <td>1.0</td> <td>1.0</td> <td>1.3</td> <td>1.3</td> </tr> <tr> <td>ØD3</td> <td>1.35</td> <td>1.47</td> <td>1.67</td> <td>1.83</td> <td>2.04</td> <td>2.22</td> </tr> <tr> <td>L1</td> <td>20.0</td> <td>20.0</td> <td>20.0</td> <td>20.0</td> <td>20.0</td> <td>20.0</td> </tr> <tr> <td>L2</td> <td>6.00</td> <td>7.25</td> <td>7.20</td> <td>9.00</td> <td>8.00</td> <td>10.00</td> </tr> <tr> <td>L3</td> <td>13.77</td> <td>12.52</td> <td>12.51</td> <td>10.71</td> <td>11.63</td> <td>9.63</td> </tr> </table>	(mm)	1	2	3	4	5	6	ØD0	0.8	0.8	1.0	1.0	1.3	1.3	ØD3	1.35	1.47	1.67	1.83	2.04	2.22	L1	20.0	20.0	20.0	20.0	20.0	20.0	L2	6.00	7.25	7.20	9.00	8.00	10.00	L3	13.77	12.52	12.51	10.71	11.63	9.63		  
			(mm)	1	2	3	4	5	6																																					
ØD0	0.8	0.8	1.0	1.0	1.3	1.3																																								
ØD3	1.35	1.47	1.67	1.83	2.04	2.22																																								
L1	20.0	20.0	20.0	20.0	20.0	20.0																																								
L2	6.00	7.25	7.20	9.00	8.00	10.00																																								
L3	13.77	12.52	12.51	10.71	11.63	9.63																																								
RADIX® FIBER POST TRANSLUCENT	C 0614.BK	x1 0.8 1.0 1.3 24x Radix Fiber Post, 1x Largo Peeso Reamer, 2x EASYPOST Precision Drill																																												
	A 0614.TK	1x: 0.8 /1x: 1.0 2x Radix Fiber Post, 1x Largo Peeso Reamer, 2x EASYPOST Precision Drill			  																																									
						RADIX® FIBER POST BASIC KIT	A 0614.TK	1x: 0.8 /1x: 1.0 2x Radix Fiber Post, 1x Largo Peeso Reamer, 2x EASYPOST Precision Drill																																						
FIBER POST ACCESSORIES		CODE	ISO SIZE	mm	SYMBOL																																									
	C 0601	N°1: C 0601-1 - N°2: C 0601-2 - N°3: C 0601-3 N°4: C 0601-4 - N°5: C 0601-5 - N°6: C 0601-6 x3 1 2 3 4 5 6																																												
					EASYPOST™ PRECISION DRILLS	C 0601	N°1: C 0601-1 - N°2: C 0601-2 - N°3: C 0601-3 N°4: C 0601-4 - N°5: C 0601-5 - N°6: C 0601-6 x3 1 2 3 4 5 6																																							
	A 0009	6x: N°1 - N°2 - N°3																																												
	A 0009	6x: N°1 - N°2 - N°3																																												
					LARGO® PEESO REAMER	A 0009	6x: N°1 - N°2 - N°3																																							
BURNOUT POSTS		CODE	ISO SIZE	mm	SYMBOL																																									
	C 215U			  																																										
					UNICLIP	C 215U																																								








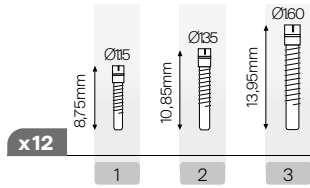



STEP 5 PINS & POSTS

METAL POSTS	CODE	ISO SIZE	mm	SYMBOL
RADIX-ANKER®-STANDARD 	C 0193 	1/2/3		  C 0.08%, Si 0.65%, Mn 1.6%, Cr 17.5%, Ni 9.5%, Mo 0.5%, S 0.3% (rest. Fe)
	C 193T 	1/2/3/3B  x12 1 2 3 3B		  Grade 5-DIN 3.7165%, Al 5.5-6.75%, V3.5-4.5%, FE 0.4%, O 0.2%, H 0.015%, C 0.1%, N 0.05%, Ti rest
PENETRATION DRILL 	C 0220	x6 1 2 3 3B		
DIAMOND COATED ROOT FACER 	C 0217	x6 1 2 3 3B		 
SPIRAL BUR 	C 0216	x6 1 2 3 3B		
GAUGE 	C 0191	x6 1 2 3 3B		
WRENCH 	C 0192	x1 1 2 3 3B		
MANDREL 	C 0219	1x		
DRILL EXT. SHAFT RA 	C 0324	1x		
RADIX-ANKER®-STANDARD TRAY 	C 218P	N°1-2-3 / 1x N°1-2-3B / 1x		







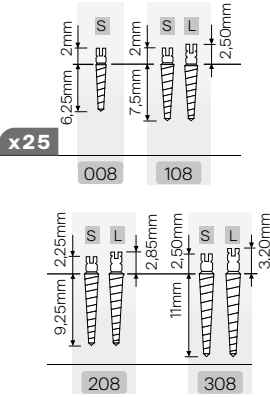











STEP 5 PINS & POSTS

METAL POSTS continued	CODE	ISO SIZE	mm	SYMBOL
<p>RADIX-ANKER®-LONG</p> 	<p>C 0261</p> 	 <p>x12</p> <p>1 2 3</p>		  <p>Grade 5-DIN 3.7165%, Al 5.5-6.75%, V3.5-4.5%, FE 0.4%, O 0.2%, H 0.015%, C 0.1%, N 0.05%, Ti rest</p>
<p>PENETRATION DRILL</p> 	<p>C 0220</p>	<p>x6</p> <p>1 2 3</p>		
<p>DIAMOND COATED ROOT FACER</p> 	<p>C 0263</p>	<p>x6</p> <p>1 2 3</p>		 
<p>GAUGE</p> 	<p>C 0264</p>	<p>x6</p> <p>1 2 3</p>		
<p>WRENCH</p> 	<p>C 0262</p>	<p>x1</p> <p>1 2 3</p>		
<p>RADIX-ANKER®-LONG TRAY</p> 	<p>C 311P</p>	<p>N° 1-2-3 / 1x N° 1-2-3B / 1x</p>		
<p>RADIX-ANKER®-LONG</p> 	<p>C 106K</p> 	 <p>x12</p> <p>S50A L50A L50B</p> <p>L80A L80B</p>		  <p>Grade 5-DIN 3.7165%, Al 5.5-6.75%, V3.5-4.5%, FE 0.4%, O 0.2%, H 0.015%, C 0.1%, N 0.05%, Ti rest</p>



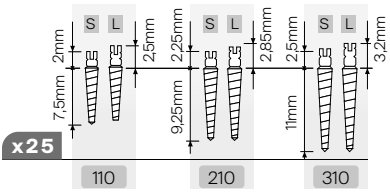




STEP 5 PINS & POSTS

METAL POSTS continued	CODE	ISO SIZE	mm	SYMBOL
CANAL-WIDENER 	C 107K	x6 0550 0L50 0L80		SSi
COMBINATION DRILL 	C 108K	x6 0550 0L50 0L80		SSi
GAUGE 	C 109K	x6 0550 0L50 0L80		SSi
WRENCH 	C 110K	x1 0550 0L50 0L80		SSi
CYTCO®-K TRAY 	C 111P	1x		P
RS RADIX-STIFTE 	C 0100 			Ti Grade 5-DIN 3.7165%, Al 5.5-6.75%, V3.5-4.5%, FE 0.4%, O 0.2%, H 0.015%, C 0.1%, N 0.05%, Ti rest
PENETRATION DRILL 	C 0101	x6 1 2 3		SSi
PRECISION SPIRAL DRILL 	C 0102	x6 1 2 3		SSi
GAUGE 	C 0103	x6 1 2 3		SSi




STEP 5 PINS & POSTS

METAL POSTS continued	CODE	ISO SIZE	mm	SYMBOL
<p>GAUGE</p> 	C 0104	<p>x1</p> <p>1 2 3</p>		
<p>RS RADIX-STIFTE TRAY</p> 	C 105P	1x		
<p>UNIMETRIC 0.8</p> 	<p>C 215T</p> 	<p>x25</p> 		  <p>Grade 5-DIN 3.7165%, Al 5.5-6.75%, V3.5-4.5%, FE 0.4%, O 0.2%, H 0.015%, C 0.1%, N 0.05%, Ti rest</p>
<p>SPECIAL PENETRATION DRILL</p> 	C 0212	<p>x6</p> <p>008 108 208 308</p>		
<p>SPECIAL CALIBRATING DRILL</p> 	C 0213	<p>x6</p> <p>008 108 208 308</p>		
<p>WRENCH</p> 	C 0201	<p>x6</p> <p>008 108 208 308</p>		 
<p>UNIMETRIC 0.8mm TRAY</p> 	C 247P/08	1x		

STEP 5 PINS & POSTS


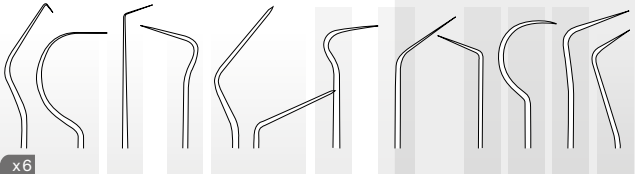


METAL POSTS continued	CODE	ISO SIZE	mm	SYMBOL
<p>UNIMETRIC 1.0</p> 	<p>C 215T</p> 			  <p>Grade 5-DIN 3.7165%, Al 5.5-6.75%, V3.5-4.5%, FE 0.4%, O 0.2%, H 0.015%, C 0.1%, N 0.05%, Ti rest</p>
<p>UNIMETRIC 1.0mm TRAY</p> 	<p>C 247P/ 10</p>	<p>1x</p>		





STEP 5 RETREATMENT & SPECIAL CASES


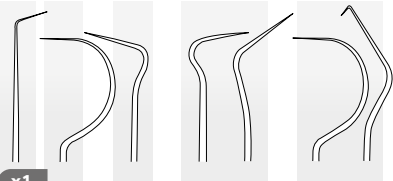


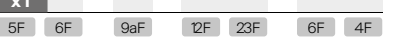
MAP SYSTEM	CODE	ISO SIZE	mm	SYMBOL																																			
<p>MAP SYSTEM KITS</p> 	A 0662	<p>A 0662 00000000 MAP SYSTEM Intro Kit NiTi for Orthograde Obturation</p> <p>A 0662 2GR00000 MAP SYSTEM Intro Kit NiTi including 2 x 1GR of PRO ROOT MTA</p> <p>A 0663 00000000 MAP SYSTEM Universal Kit NiTi for Orthograde and Retrograde Obturation</p> <p>A 0663 00000200 MAP SYSTEM Upgrade to Universal Kit</p> <p>A 0664 00000000 MAP SYSTEM Surgical-Retro Kit for Retrograde Obturation for both posterior and anterior</p>		⚠																																			
<p>MAP SYSTEM REFILLS</p> 	A 0667	<table border="1"> <thead> <tr> <th>Type/Size</th> <th>090</th> <th>110</th> <th>130</th> <th>150</th> </tr> </thead> <tbody> <tr> <td>NiTi Memory Shape</td> <td>•</td> <td>•</td> <td>•</td> <td>•</td> </tr> <tr> <td>Curved</td> <td>•</td> <td>•</td> <td>•</td> <td>•</td> </tr> <tr> <td>Hooked</td> <td>•</td> <td>•</td> <td>•</td> <td>•</td> </tr> <tr> <td>Straight</td> <td>•</td> <td>•</td> <td>•</td> <td>•</td> </tr> <tr> <td>Triple Angle Left/Right</td> <td>•</td> <td>•</td> <td></td> <td></td> </tr> <tr> <td>Triple Angle Retro Left/Right</td> <td>•</td> <td>•</td> <td></td> <td></td> </tr> </tbody> </table>	Type/Size	090	110	130	150	NiTi Memory Shape	•	•	•	•	Curved	•	•	•	•	Hooked	•	•	•	•	Straight	•	•	•	•	Triple Angle Left/Right	•	•			Triple Angle Retro Left/Right	•	•				⚠
Type/Size	090	110	130	150																																			
NiTi Memory Shape	•	•	•	•																																			
Curved	•	•	•	•																																			
Hooked	•	•	•	•																																			
Straight	•	•	•	•																																			
Triple Angle Left/Right	•	•																																					
Triple Angle Retro Left/Right	•	•																																					
<p>MAP SYSTEM ACCESSORIES</p> 	A 0668	<table border="1"> <thead> <tr> <th>Type/Size</th> <th>090</th> <th>110</th> <th>130</th> <th>150</th> </tr> </thead> <tbody> <tr> <td>Peek Plugger</td> <td>•</td> <td>•</td> <td>•</td> <td>•</td> </tr> <tr> <td>NiTi Plugger</td> <td>•</td> <td>•</td> <td>•</td> <td>•</td> </tr> <tr> <td>Cleaning Curette</td> <td>•</td> <td>•</td> <td>•</td> <td>•</td> </tr> <tr> <td>Cleaning Device</td> <td>•</td> <td>•</td> <td>•</td> <td>•</td> </tr> <tr> <td>Stainless Steel syringe</td> <td></td> <td></td> <td></td> <td></td> </tr> <tr> <td>Stainless Steel well</td> <td></td> <td></td> <td></td> <td></td> </tr> </tbody> </table>	Type/Size	090	110	130	150	Peek Plugger	•	•	•	•	NiTi Plugger	•	•	•	•	Cleaning Curette	•	•	•	•	Cleaning Device	•	•	•	•	Stainless Steel syringe					Stainless Steel well						⚠
Type/Size	090	110	130	150																																			
Peek Plugger	•	•	•	•																																			
NiTi Plugger	•	•	•	•																																			
Cleaning Curette	•	•	•	•																																			
Cleaning Device	•	•	•	•																																			
Stainless Steel syringe																																							
Stainless Steel well																																							


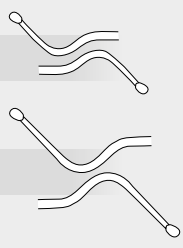


HAND INSTRUMENTS

HAND INSTRUMENTS

PROBES	CODE	ISO SIZE	mm	SYMBOL
	B 0093	Version N: Ø1.50 Version F: Ø1.20 only for n° 6, 20 & 21 Assortments available: Assortment ISO 04-06 Male Assortment ISO 04-06 Female		 
				








EXCAVATORS DOUBLE ENDED	CODE	ISO SIZE	mm	SYMBOL
	B 0095	6 x 1 7 13 19 25 31 37 2 8 14 20 26 32 38 6 x 3 9 15 21 27 33 39 4 10 16 22 28 34 40 6 x 5 11 17 23 29 35 41 6 12 18 24 30 36 42 6 x 43 49 55 61 67 73 79 44 50 56 62 68 74 80 6 x 45 51 57 63 69 75 81 46 52 58 64 70 76 82 6 x 47 53 59 65 71 77 83 48 54 60 66 72 78 84		 

PROBES	CODE	ISO SIZE	mm	SYMBOL
	B 093S			 
				

EXCAVATORS DOUBLE ENDED	CODE	ISO SIZE	mm	SYMBOL
	B 095S	1 x A 090 A 110 A 130 A 145 A 160 A 175 A 190 1 x B 090 B 110 B 130 B 145 B 160 B 175 B 190		 

















BACK TO CONTENTS

HAND INSTRUMENTS



























MOUTH MIRROR HANDLE	CODE	ISO SIZE	mm	SYMBOL
	B 0188	6x		
PLAST-O-PROBE	CODE	ISO SIZE	mm	SYMBOL
	G 180B	Bag of 50 plastic probes		
ZEKRYA GINGIVAL PROTECTOR	CODE	ISO SIZE	mm	SYMBOL
 	G 180B	1x G 260A + 1x G 260B1 + 1x G 260B2		
	G 260B	10x N°1 (G 260B1), 10x N°2 (G 260B2)		

ACCESSORIES
















ACCESSORIES

ACCESSORIES	CODE	ISO SIZE	mm	SYMBOL
ENDO-TRAINING-BLOC 	A 0177	8x Ø0.15 - 0.35 taper .02 Endotraining BLOC, 15-30, Bag of 8 or 10 Endotraining BLOC, 15-30, bag of 8 Endotraining BLOC Straight, 15-30, Bag of 8		 
S-SHAPE	A 177S	12x Ø0.15 - 0.35 taper .02		
CLEAN-STAND	A 268P	1x		
CLEAN-STAND SPONGES	A 268S	25x		
				
FLEXOBEND	A 0096	1x		
				
ENDO-M-BLOC DR. P. GULDENER	A 0184	1x		
				
SILICONE-STOPS DISPENSER	A 0197	1x: Version 1:  Version 8:  Version 2:  Version 3: 		
				
MINI-ENDO-BLOC	A 0327	1x		
				

ACCESSORIES

ACCESSORIES Continued		CODE	ISO SIZE	mm	SYMBOL
<p>TWIN-BLOC®</p> 		A 0338	1x		
<p>STERILIZABLE ENDO PLASTIC BOX</p> 		E 0248	6x N° 8 Endo Type of shank available: FG, RA, PM, PM/RA/FG, RA long, Endo		
RUBBER DAM		CODE	ISO SIZE	mm	SYMBOL
<p>RUBBER DAM CLAMP</p> 		A 4001	A		 
		A 4002	AW		 
		A 4003	P		 
		A 4004	PW		 
		A 4005	M1		 
		A 4006	M1W		 
		A 4007	M2		 
		A 4008	M2W		 

ACCESSORIES

RUBBER DAM Continued	CODE	ISO SIZE	mm
DENTAL RUBBER DAM-MEDIUM 	A 4010		
DENTAL RUBBER DAM-HEAVY 	A 4011		
DENTAL RUBBER DAM-FRAME 	A 4020		 
RUBBER DAM KIT 	A 4060	1X: A 4001, A 4002, A 4003, A 4004, A 4005, A 4006, A 4007, A 4008, A 4010, A 4020, A 4030, A 4040	
DENTAL RUBBER DAM FORCEPS 	A 4030		 
RUBBER DAM PUNCH 	A 4040	Single Hole, Box of 1	 
RUBBER DAM AINSWORTH PUNCH 	A 4041	Single Hole, Box of 1	 

WARNINGS, SYMBOLS & REFERENCES

SPECIFICATIONS

The technical specifications of our products correspond to those in existence on the date of printing of this catalogue. Further modifications on our products are reserved.

NB: Not all the products shown here are available in every country. Please contact your local sales office or your dental warehouse for details.

Technical modifications on our products are not subject to notifications. Photos of our instruments are not contractual.

REPROCESSING

Except where otherwise clearly indicated, all instruments listed in our catalogue can be disinfected, cleaned and sterilized according to the specifications described in their Directions For Use and/or in the Reprocessing Procedure available on our website: www.dentsplymaillefer.com (at the end of “Products” chapter).

INDEX

C

CALAMUS DUAL KIT	46
CALAMUS PLUGGERS & THERMAL RESPONSE TIP	46
CANAL-WIDENER	55
CARTRIDGE NEEDLE BENDING TOOL	46
CAVITY BURS	11
CAVITY ACCESS SET	25
CAVITY ACCESS Z SET	25
CLEAN-STAND & CLEAN-STAND SPONGES	64
COLORINOX HEDSTROEM FILE	34
COLORINOX K-FILE	34
COLORINOX K-REAMER	34
COMBINATION DRILL	55
CONTRA-ANGLE 16:1 FOR X-SMART	37
CONTRA-ANGLE 6:1	36
CROWN REMOVER/METAL TRIMMING BURS	12
CYTCO-K TRAY	55

D

DENTAL RUBBER DAM FORCEPS	66
DENTAL RUBBER DAM-FRAME	66
DENTAL RUBBER DAM-HEAVY	66
DENTAL RUBBER DAM-MEDIUM	66
DIAMOND COATED ROOT FACER - METAL POSTS	53, 54
DIAMOND INSTRUMENTS	16
DRILL EXT. SHAFT RA	53

E

EASYPOST	52
EASYPOST PRECISION DRILLS	52
EASYPOST SET	52
ENDO ACCESS SET	25
ENDOACTIVATOR ACCESSORIES	40
ENDOACTIVATOR HANDPIECE	40
ENDOACTIVATOR REFILLS	40
ENDOACTIVATOR STARTER KIT	40
ENDO BURS	24
ENDO-M-BLOC	64
ENDO-TRAINING-BLOC	64
EXCAVATORS DOUBLE ENDED	60

F

FLEXOBEND	64
-----------	----

G

GAUGE METAL POSTS	53, 54, 55
GAUGE FOR GUTTA-PERCHA POINTS	43
GLYDE DOSES	40
GLYDE FILE PREP SYRINGE KIT	40
GLYDE INTRO PACKAGE	40
GLYDE SYRINGE TIPS	40
GOLDEN MEDIUM K-FLEXOFILE	35
GOLDEN MEDIUM K-FLEXOREAMER	35
GUTTA CONDENSOR	50
GUTTA CONDENSOR SET	50
GUTTA CORE OBTURATOR	44
GUTTA CORE OBTURATOR FOR PROTAPER NEXT	44
GUTTA CORE STARTER KITS WITH THERMAPREP 2 OVEN	45
GUTTA-PERCHA AUXILIARY POINTS	43
GUTTA-PERCHA CARTRIDGE 20G	46
GUTTA-PERCHA CARTRIDGE 23G	46
GUTTA-PERCHA PLUGGER	49
GUTTA-PERCHA POINTS	42
GUTTA-PERCHA POINTS .02 COLOR CODED	42
GUTTA-PERCHA POINTS .04 COLOR CODED	42
GUTTA-PERCHA POINTS .06 COLOR CODED	43
GUTTA-PERCHA POINTS FOR PROTAPER NEXT	42
GUTTA-PERCHA POINTS FOR PROTAPER UNIVERSAL	42
GUTTA-PERCHA POINTS FOR WAVEONE	42

H

HANDPIECE CLEANING BRUSH	47
HANDPIECE HEAT SHIELD	47
HANDY LENTULO	48
HEAT-CARRIER PLUGGER	49

I

ISOMETRIX BURS	16
----------------	----

K

K-FLEXOFILE	35
K-FLEXOREAMER	35

L

LARGO PEESO REAMER	52
LENTULO PASTE CARRIER	48
LEXICON	24

INDEX continued

M

M-ACCESS HEDSTROEM	35
M-ACCESS K-FILE	34
M-ACCESS K-REAMER	34
MANDREL - PROFILE	32
MANDREL - METAL POSTS	53
MAP SYSTEM ACCESSORIES	58
MAP SYSTEM KITS	58
MAP SYSTEM REFILLS	58
MILLER BROACH	35
MINI ENDO BLOC	64
MOUTH MIRROR HANDLE	61
MTA ENDO CARRIER	48
MTA SURGICAL CARRIERS	49

N

NITI MANUAL HANDLE ADAPTORS	32
-----------------------------	----

O

ORIFICE OPENER	32
----------------	----

P

PAPER POINTS .02	47
PAPER POINTS .04	47
PAPER POINTS .06	47
PAPER POINTS FOR PROGLIDER UNIVERSAL	47
PAPER POINTS FOR PROTAPER NEXT	47
PAPER POINTS FOR WAVEONE	47
PATHFILE	28
PENETRATION DRILL	53 , 54, 55
PLAST-O-PROBE	61
PLUGGER	49
PLUGGER B	49
POST SPACE BUR	45
PRECISION SPIRAL DRILL	55
PROBES	60
PROFILE .02	31
PROFILE .04	31
PROFILE .06	32
PROFILE .0S.	32
PROFILE ASSORTMENT	32
PROFILE INTRO PACK	32
PROFILE ORGANIZER	32
PROGLIDER	28
PROPEX II ACCESSORIES	38
PROPEX II APEX LOCATOR	38

PROPEX PIXI ACCESSORIES	38
PROPEX PIXI APEX LOCATOR	38
PROROOT MTA KIT	49
PROROOT MTA TOOTH COLORED	48
PROROOT MTA TUBES	48
PROTAPER NEXT	28
PROTAPER UNIVERSAL APICAL SHAPING	30
PROTAPER UNIVERSAL APICAL SHAPING - TREATMENT FOR HAND USE	30
PROTAPER UNIVERSAL ASSORTMENT - TREATMENT ROTARY	29
PROTAPER UNIVERSAL ASSORTMENT - TREATMENT FOR HAND USE	30
PROTAPER UNIVERSAL ASSORTMENT - RETREATMENT ROTARY	31
PROTAPER UNIVERSAL FINISHING FILES	29
PROTAPER UNIVERSAL RETREATMENT	31
PROTAPER UNIVERSAL SEQUENCER - TREATMENT ROTARY	29
PROTAPER UNIVERSAL SEQUENCER - TREATMENT FOR HAND USE	30
PROTAPER UNIVERSAL SEQUENCER - RETREATMENT ROTARY	31
PROTAPER UNIVERSAL SHAPING FILES - TREATMENT-ROTARY	29
PROTAPER UNIVERSAL STARTER KIT	29
PROTAPER UNIVERSAL - RETREATMENT-ROTARY	31
PROTAPER UNIVERSAL - TREATMENT FOR HAND USE	30
PRO ULTRA ENDO TIPS	25
PRO ULTRA SURGICAL TIPS	26

R

RADIX-ANKER-LONG	54
RADIX-ANKER-LONG TRAY	54
RADIX-ANKER-STANDARD	53
RADIX-ANKER-STANDARD TRAY	53
RADIX FIBER POST BASIC KIT	52
RADIX FIBER POST TRIAL KIT	52
RADIX FIBER POST TRANSLUCENT	52
READYSTEEL C+FILE	33
READYSTEEL C+FILE ASSORTMENT	33
READYSTEEL HEDSTROEM	33
READYSTEEL K-FILE	33
READYSTEEL K-REAMER	33
READYSTEEL SENSEUS FLEXOFIL	33
READYSTEEL SENSEUS K- FLEXOREAMER	33
READYSTEEL SENSEUS HEDSTROEM	33

READYSTEEL SENSEUS PROFINDER	33	V	
REPLACEMENT CARTRIDGE NUT	46	VERIFIER	45
RS RADIX-STIFTE	55	W	
RS RADIX-STIFTE TRAY	56	WAVEONE	28
RUBBER DAM AINSWORTH PUNCH	66	WRENCH	53 , 54, 55, 56
RUBBER DAM CLAMP	65	WRENCH FOR TIPS	26
RUBBER DAM KIT	66	X	
RUBBER DAM PUNCH	66	X-SMART	37
S		X-SMART & PROTAPER UNIVERSAL INTRO CASE	31
S-SHAPE	64	X-SMART ACCESSORIES	37
SCHILDER HEAT-CARRIERS ANTERIOR & POSTERIOR	50	X-SMART INTRO CASE	37
SCHILDER PLUGGER ANTERIOR	49	X-SMART PLUS ACCESSORIES	36
SCHILDER PLUGGER POSTERIOR	50	X-SMART PLUS KITS	36
SILICONE-STOPS DISPENSER	64	X-SMART PLUS MOTOR	36
SPECIAL CALIBRATING DRILL	56	Z	
SPECIAL PENETRATION DRILL	56	ZEKRYA GINGIVAL PROTECTOR	61
SPIRAL BUR	53		
SPIRO COLORINOX	34		
SPREADER A	49		
START-X	26		
STERILE PAPER POINTS .02	47		
STERILIZABLE ENDO PLASTIC BOX	65		
SURGERY/BONE CUTTERS BURS	13		
T			
THERMAPREP 2 OVEN	44		
THERMA-CUT	45		
THERMAFIL ANTERIOR KIT	43		
THERMAFIL OBTURATOR	43		
THERMAFIL OBTURATOR FOR PROTAPER UNIVERSAL	44		
THERMAFIL OBTURATOR FOR WAVEONE	44		
THERMAFIL POSTERIOR KIT	43		
THERMAFIL TRAINING BLOC	45		
TOPSEAL TUBE SET	48		
TRIMMING & FINISHING BURS	14		
TWIN BLOC	65		
U			
ULTRASONIC TIPS	25		
UNICLIP	52		
UNIMETRIC 0.8	56		
UNIMETRIC 1.0	57		
UNIMETRIC 08MM TRAY	56		
UNIMETRIC 1.0MM TRAY	57		

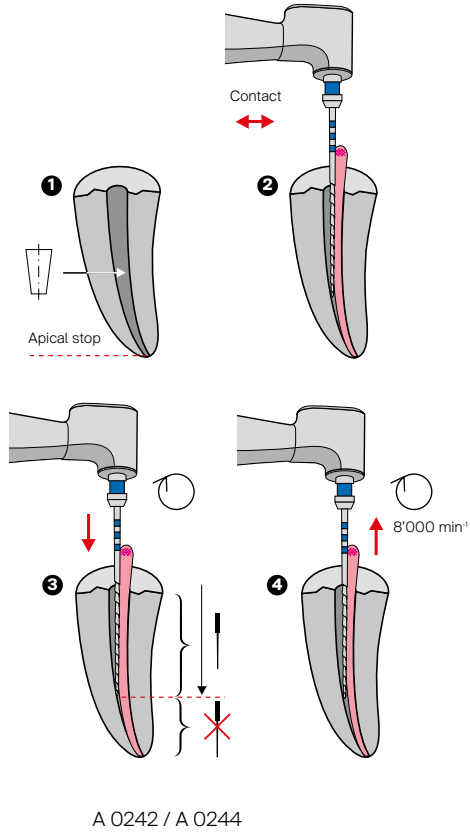
WARNING



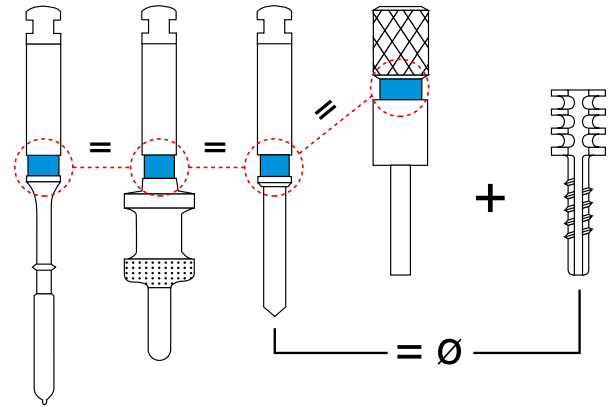
- | | | | |
|--------|--------|--------|--------|
| A 0015 | A 0359 | A 0415 | A 0485 |
| A 011N | A 0409 | A 0435 | A 1410 |
| A 0344 | A 0410 | A 0450 | A 1412 |
| A 0345 | A 0411 | A 0470 | A 1415 |

- Continuous rotary movement ω 150 - 350 min⁻¹
- Constant in-and-out movement
- Any apical pressure exerted should be slight
- Check before use
- Use 10 treatment / 10 sec/treatment.

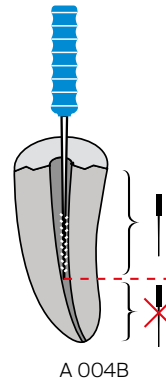
GUTTA-CONDENSOR



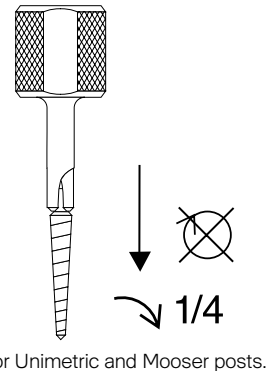
ROOT POSTS SYSTEMS



SPIRO® COLORINOX

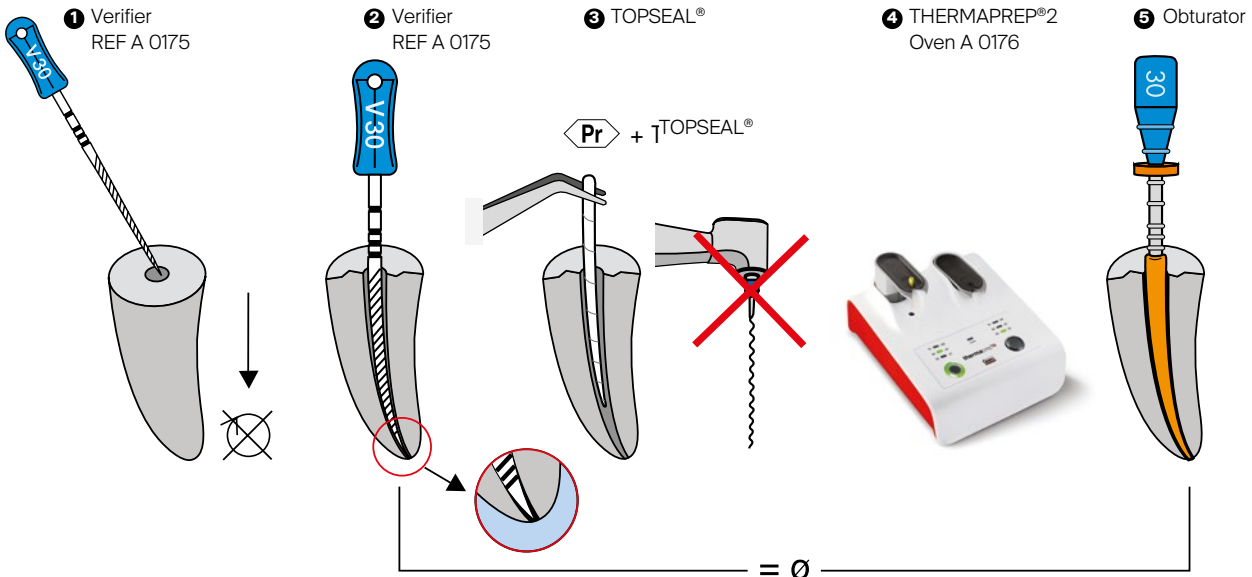


C 0201



OBTURATORS

PROTAPER® UNIVERSAL: A 1411
THERMAFIL: A 0166, A 0167, A 0168, A 0348



BACK TO CONTENTS

SYMBOLS

	Expiry date		Lab product
	Manufacture date		Silver
	See directions for use		Aluminium
	Recording on an input medium		Chromium
	Maximal temperature of implementation		Carbon steel
	Temperature range for storage and UV protection		Diamond
	Sterilized product		Guta-Percha
	Sterilized product, water vapour or dry heat sterilization process		Mineral Trioxide Aggregate
	Sterilized product, ethylene oxide sterilization process		Nickel
	Sterilized product, electromagnetic or ionic radiation sterilization process		Nickel titanium
	Can be sterilized at the specified temperature		Oxyde
	Non-sterilizable		Plastic
	One use only		Root-canal sealer
	Recommended rotation speed		Paper
	Recommended torque for use		Platinum
	Recommended force for use		Silicone
	Diameter		Stainless steel
	Conical shape		Titanium
	Accessories		Tungstene carbide
	Opened packages are not replaced		Contains Natural Rubber Latex!
	Batch number		Fiberglass
	Article reference		Gel
	Recycling of plastic materials		Xi-Irritant
	Can not be sold separately		
	Assortment		
	Identification of a product by a colour and/or an inscription.		
	Lab product		

REFERENCES

A 0002	35	A 022M	42	A 0660-900	26	A 1409	32
A 0008	24	A 022N	43	A 0661-1	26	A 1410	31
A 0009	52	A 022R	47	A 0661-2	26	A 1411	44
A 0015	28	A 022O	42	A 0661-3	26	A 1412	31
A 0022	48	A 022Q	47	A 0661-4	26	A 1413	31
A 004B-01	34	A 022T	47	A 0661-5	26	A 1415	31
A 0050	45	A 022W	47	A 0661-900	26	A 1700	44
A 0051	45	A 022X	42	A 0662	58	A 1702	44
A 008C	35	A 024W	47	A 0667	58	A 1710	45
A 0096	64	A 024X	42	A 0668	58	A 1802	44
A 010C	35	A 0242	50	A 0700	28	A 219P	32
A 011C	35	A 0244	50	A 0706	28	A 268P	64
A 011D	33/34	A 0305	25	A 0800	28	A 268S	64
A 011I	35	A 0305-1	25	A 0803	28	A 280S	49
A 011MA	34	A 0327	64	A 0900	48	A 281S	49
A 011N	31	A 0338	65	A 0901	40	A 289S	49
A 012C	35	A 0344	31	A 0902	40	A 305Z	25
A 012D	33/34	A 0345	32	A 0903	40	A 305Z-1	25
A 012I	35	A 0346	32	A 0905	40	A 4001	65
A 012MA	34	A 0348	43	A 0911	40	A 4002	65
A 012X	33	A 0359	32	A 0912	40	A 4003	65
A 016D	33/34	A 0362	32	A 0913	40	A 4004	65
A 016MA	35	A 0363	32	A 0923	28	A 4005	65
A 019X	40	A 0400	49	A 0926	28	A 4006	65
A 0164	24	A 0401	50	A 1004	37	A 4007	65
A 0165	24	A 0402	50	A 1006	37	A 4008	65
A 0166	43	A 0403	48	A 1007	37	A 4010	66
A 0167	43	A 0405	48	A 1008	31	A 4011	66
A 0168	43	A 0406	49	A 1011	33	A 4020	66
A 0174	45	A 0407	48	A 1012	33	A 4060	66
A 0175	45	A 0408	49	A 1013	33	A 4030	66
A 0176	44	A 0409	29	A 1016	33	A 4040	66
A 176A	45	A 0410	29	A 1028	38	A 4041	66
A 176B	45	A 0411	29	A 1029	38	B 0093	60
A 176C	45	A 0413	29	A 1030	38	B 093S	60
A 0177	64	A 0415	29	A 1031	38	B 0095	60
A 177S	64	A 0416	30	A 1032	36	B 095S	60
A 0183	32	A 0417	30	A 1033	36	B 0188	61
A 0184	64	A 0418	30	A 1034	36	C 0100	55
A 0186	43	A 0619	26	A 1035	36	C 0101	55
A 0197	64	A 0620	25	A 1110	46	C 0102	55
A 0198	49	A 0621	25	A 1120	46	C 0103	55
A 0199	49	A 0630	25	A 1130	46	C 0104	56
A 022C	42	A 0631	25	A 1150	46	C 0191	53
A 022E	42	A 0640	26	A 1206	46	C 0192	53
A 022F	43	A 0650	26	A 1207	46	C 0193	53
A 022G	42	A 0660-1	26	A 1208	47	C 0201	56
A 022H	48	A 0660-2	26	A 1209	47	C 0212	56
A 022J	47	A 0660-3	26	A 1210	46	C 0213	56
A 022K	47	A 0660-4	26	A 1220	46	C 0216	53
A 022L	43	A 0660-5	26	A 1300	46	C 0217	53

C 0219	53	E 0153	12	F 0038	17	F 1162	23
C 0220	53/54	E 0154	12	F 0039	17	F 1300	23
C 0261	54	E 0155	12	F 0041	17	G 180B	61
C 0262	54	E 0156	12	F 0042	18	G 260B	61
C 0263	54	E 0157	13	F 0068	18		
C 0264	54	E 0158	12	F 0107	18		
C 0324	53	E 0205	15	F 0110	18		
C 0600	52	E 0248	65	F 0111	18		
C 0601	52	E 0510	14	F 0112	18		
C 0602	52	E 0511	14	F 0129	18		
C 0613	52	E 0512	14	F 0130	18		
C 0614.BK	52	E 0515	14	F 0131	18		
C 0614.TK	52	E 0516	14	F 0137	18		
C 105P	56	E 0517	14	F 0140	18		
C 106K	54	E 0518	14	F 0141	19		
C 107K	55	E 0519	14	F 0142	19		
C 108K	55	E 0520	14	F 0165	19		
C 109K	55	E 0521	14	F 0166	19		
C 110K	55	E 0522	14	F 0167	19		
C 111P	55	E 0523	14	F 0168	19		
C 193T	53	E 0524	14	F 0171	19		
C 215T	56/57	E 0525	14	F 0172	19		
C 215U	52	E 0526	15	F 0173	19		
C 218P	53	E 0527	15	F 0197	20		
C 247P/08	56	E 0528	15	F 0198	20		
C 247P/10	57	E 0529	15	F 0199	20		
C 311P	54	E 0530	15	F 0219	20		
D 0041	24	E 0531	15	F 0220	20		
E 0123	11	E 0532	15	F 0225	20		
E 123A	11	E 0533	15	F 0233	20		
E 0124	11	E 0534	15	F 0234	20		
E 0128	11	E 0535	15	F 0245	20		
E 0129	11	E 0536	15	F 0249	20		
E 129X	11	E 0537	15	F 0250	21		
E 0130	11	E 0540	13	F 0257	21		
E 130L	11	E 0541	13	F 0277	21		
E 130X	11	E 541A	13	F 0288	21		
E 0136	11	E 0550	15	F 0289	21		
E 0137	11	E 0552	13	F 0290	21		
E 137X	11	E 0553	13	F 0297	21		
E 0138	11	E 0560	13	F 0298	21		
E 138X	11	E 0570	12	F 0299	21		
E 138L	11	E 0571	12	F 0304	22		
E 0147	11	E 0580	13	F 0496	22		
E 0148	12	E 0590	13	F 0540	22		
E 0149	12	F 0001	17	F 0546	22		
E 150A	12	F 0002	17	F 0697	22		
E 150B	12	F 0010	17	F 0951	22		
E 150C	12	F 0019	17	F 0952	22		
E 0151	13	F 0032	17	F 0953	22		
E 0152	13/24	F 0033	17	F 1161	23		

+
**WE
KNOW
ENDO.**



MAILLEFER INSTRUMENTS HOLDING S.À.R.L
CHEMIN DU VERGER 3
CH-1338 BALLAIGUES
SWITZERLAND



www.dentsplymallefer.com