

MAILLEFER

Conform Fit™

Gutta-Percha Points

EN

FOR DENTAL USE ONLY

DIRECTIONS FOR USE

REF. B00WGGP, B00PNGP, B00PGGP, B00TNGP

0) COMPOSITION

Components:

- Zinc Oxide
- Titanium dioxide
- Synthetic gutta-percha
- Barium sulfate
- Coloring agents
- Inert fillers

1) INDICATIONS FOR USE

Products are only to be used in a clinical or hospital environment by qualified dentists.

Application field: Endodontic obturator. This product is acceptable for all patients requiring root canal therapy. Indicated to be the predominate material used to obturate or fill the cleaned, shaped and irrigated root canal space during root canal therapy.

Safety and effectiveness of use have not been established in pregnant or breastfeeding women or in children.

2) CONTRAINDICATIONS

None known.

3) WARNINGS

None known.

4) PRECAUTIONS

- For Dental Use Only.
- Not to be sterilized with heat.
- Keep away from sunlight and heat.
- Maintain under room temperature (< 30°C (86°F)).
- Do not use disinfecting solutions containing Phenol or any products which are not compatible with the treated filling material.

5) ADVERSE REACTIONS















In the present technical state, no adverse reaction has been reported so far.

6) STEP-BY-STEP INSTRUCTIONS

The material should only be used by qualified dental professionals and those familiar with the techniques and procedures for use. After shaping and cleaning the root canal, obturation technique must be set by the professional. This procedure includes the use of Gutta-Percha cones and sealer. The main cone corresponds to the first cone to be introduced in the channel and should be selected in the same caliber of the last instrument used in the preparation to ensure the apical sealing. Other cones can be introduced into the channel depending on the technique used by the professional. A heated instrument can be used to soften the material and ensure perfect sealing and dimensional adaptation of the root canal.

7) DISINFECTION

Immerse the obturation devices in 5.25% NaOCl for 1 to 5 minutes at ambient temperature. Gently wipe the gutta-percha with sterile gauze moistened with 70% isopropyl alcohol. Do not use disinfecting solutions containing Phenol or any products which are not compatible with the treated filling material.

Symbols	EN
	Catalogue number
	Expiry date
	Date of manufacture
	Manufacturer
	Lot number
	Single use only
	Nonreturnable if seal is broken
	Keep dry
	Store in a cool, dry place
	Temperature Limitation
	Do not steam sterilize
	This product does not contain natural rubber latex
	Gutta-Percha
	CE Mark

Manufacturer

CE
0086

 Dentsply
Sirona



Maillefer Instruments Holding Sàrl
Chemin du Verger, 3
CH-1338 Ballaigues
Switzerland
dentsplysirona.com

MAILLEFER
Conform Fit™
Gutta-Percha Points