

CATALOGUE

ENGLISH

CEKA
ATTACHMENTS
PRECI-LINE

WEBSITE WWW.CKPL.EU



Visit our website and find:

- ✓ Your nearest distributor
- ✓ Promotions
- ✓ FAQ
- ✓ Service & aftercare
- ✓ All product brochures
- ✓ ISO certificate

CEKA PRECI-LINE APP



Features include:

- ✓ the complete catalogue offering a clear overview of the different product lines;
- ✓ product details including pictures and components of each attachment;
- ✓ information page with history of the CEKA PRECI-LINE attachment line.

PRODUCT LEAFLETS



For each product, accurate instructions for use are available.

The correct processing of an attachment is a prerequisite for success. CEKA PRECI-LINE has therefore attached great importance to this from the very beginning with an extensive accessory programme. CEKA PRECI-LINE organizes training courses on a regular basis and its technical staff gives advice and assistance to dentists and dental technicians.

Moreover, all working procedures are described in detail in technical brochures and info sheets. These are available in many languages both online and in print.

© Copyright ALPHADENT NV 2/2015

No part of this brochure may be reproduced in any manner without permission of ALPHADENT NV. Our products are subject to continuous development. We therefore reserve the right to make technical changes without preliminary notice. CEKA, CEKA REVAX, PRECI-LINE, PRECI-VERTIX and PRECI-HORIX are registered trademarks of ALPHADENT NV.

CEKA
ATTACHMENTS
PRECI-LINE

ALPHADENT NV • Mannebeekstraat 33 8790 Waregem, Belgium
T +32 56 629 531 - E info@ckpl.eu

CEKA AXIAL CLASSIC	4
CEKA AXIAL REVERSE	4
PRECİ-CLIX AXIAL	6
PRECİ-CLIX RADICULAR	6
PRECİ-BALL	7
PRECİ-CLIX EXTRACORONAL	9
CEKA REVAX	10
CEKA EXTRACORONAL CLASSIC	11
CEKA 334	11
PRECİ-VERTIX	14
PRECİ-52	15
PRECİ-SAGIX	16
PRECİ-HORIX	17
PRECİ-BAR	18
PRECİ-CLIP	19
PRECİ-POST	20
CEKA SOL	21
CEKA Multi	21
CEKA SITE	22
CEKA BOND	22
3C-BOND	22
PERMA-RET	22
PRECİ-SEP	22
PLASTICWAX	22
PRECİ-PROFILE	23
EXPANDO	23
GAUGE	23
TABLE OF ALLOYS AND MATERIALS	23




M2: H 3.6 mm - \varnothing 3.4 mm
M3: H 4.0 mm - \varnothing 4.2 mm

CEKA AXIAL CLASSIC

Female for acrylic fixation in the removable prosthesis.
Each package contains 1 attachment. See page 5 for individual components.

MALE ON POST-COPING FOR

(A) Soldering technique with
CEKA SOL FILIGRAN



(B) Cast-on technique
with precious alloys




M2: H 3.80 mm - \varnothing 3.4 mm
M3: H 4.35 mm - \varnothing 4.4 mm

CEKA AXIAL REVERSE

Female for bonding with CEKA SITE in post-copings or in bar constructions (all alloys).
Each package contains 1 attachment. See page 5 for individual components.

MALE FOR

(A) Bonding technique with
CEKA SITE



(B) Acrylic fixation technique



CEKA AXIAL OVERSIZED MALE SPRING PINS*



M2 size spring pin (PALLAX alloy)
with larger head (\varnothing 1.95 mm, \varnothing 2.02 mm)
RE 0031 195 red 2 pcs
RE 0031 202 blue 2 pcs



M2 size spring pin (gold-plated PALLAX alloy)
extra long (0.3 mm longer)
RE 0031 L 2 pcs



M3 size spring pin (PALLAX alloy)
extra long (0.3 mm longer)
694 C/L 2 pcs



M3 size spring pin (PALLAX alloy)
with larger head (\varnothing 1.95 mm, \varnothing 2.02 mm, \varnothing 2.09 mm)
694 C / 195 red 2 pcs
694 C / 202 blue 2 pcs
694 C / 209 black 2 pcs













M3 size spacer disc (PALLAX alloy)
to lengthen the spring pin. Use maximum 5 discs.
Also use CEKA BOND.
AF 69 0.05 mm thick 10 pcs








Old spring pins are still available. See separate leaflet BRO-98 on download page: WWW.CKPL.EU.

* See page 23 for table of alloys and materials.









CEKA AXIAL COMPONENTS*

	M2 size: RE 0085 M3 size: 694 AR Retention part for bonding with CEKA SITE. Including duplicating dummy. TITANAX alloy - 2 + 2 pcs		M2 size: RA 0063 M3 size: 693 D Base ring for direct casting with precious alloys. IRAX alloy - 1 pc
	M2 size: RE 0095 M3 size: 694 AKS2 Retention part for circular acrylic fixation. TITANAX alloy - 2 pcs		M2 size: RA 0064 M3 size: 693 DNX Base ring for direct casting with non-precious alloys. NOPRAX alloy - 1 pc
	M2 size: RE 0031 M3 size: 694 C Male spring pin. Use CEKA BOND to prevent gradual unthreading. PALLAX alloy - 2 pcs + 2 space maintainers		M2 size: RA 0091 M3 size: 691 A Female for retention in acrylic overdentures. TITANAX alloy - 1 pc
	M2 size: RE 0096 M3 size: 694 B Space maintainer of 0.3 mm thickness. STAINLESS STEEL - 10 pcs		M2 size: RA 0055 M3 size: 691 E Large space maintainer for post-copings. TINFOIL - 1 pc
	M2 size: RA 0061 M3 size: 691 D Base ring for soldering with CEKA SOL FILIGRAN. PALLAX alloy - 1 pc		M2 size: RE 0700 TI M3 size: OL 0800 TI Female for bonding with CEKA SITE in post-copings or in bar constructions. TITANAX alloy - 1 + 1 pc

CEKA AXIAL ACCESSORIES M2 AND M3 SIZE

	M2 & M3 size: RE H 5 Laboratory key		M2 & M3 size: P 8 Paralleling mandrel and sandblasting tool for TITANAX females
	M2 & M3 size: A 1 Activating tool and screw-driver		M2 & M3 size: RE P 2/5 Paralleling mandrel for females
	M2 & M3 size: RE H 79 Instrument to deactivate spring pins		M2 & M3 size: RE H 20 Diamond burr for the bonding technique 2 pcs
	M2 & M3 size: H 30 Set of 4 profiles to indicate the diameter of the females		CEKA SITE CEKA BOND See page 22.

CEKA AXIAL ACCESSORIES M2 OR M3 SIZE

	M2 size: RE P 7 M3 size: P 7 Paralleling mandrel for green female keepers		M2 size: RE H 17 2 pcs M3 size: H 17 2 pcs Protection cap in TITANAX alloy for threading into the base ring
	M2 size: RE P 4 M3 size: P 4 Paralleling mandrel for axial base rings		M2 size: RE H 1 2 pcs M3 size: H 1 2 pcs Dummy spring pin with incorporated space maintainer
	M2 size: RE H 2 2 pcs M3 size: H 2 2 pcs Impression tool for axial attachments, to be used with the (RE) H 14		M2 size: RE H 4 2 pcs M3 size: H 4 2 pcs Soldering accessory for axial base rings
	M2 size: RE H 14 2 + 2 pcs M3 size: H 14 2 + 2 pcs Model analogue to combine with the (RE) H 2 or to be used with the spring pin, the space maintainer and the (RE) H 13		M2 size: RE H 13 2 + 2 pcs M3 size: H 13 2 + 2 pcs Female analogue for the repair and rebasing technique

* See page 23 for table of alloys and materials.

H 3.4 mm - 4.1 mm
 ø 3.55 mm - 4 mm

PRECI-CLIX AXIAL

Axial ball attachment for acrylic resin overdentures with replaceable plastic female in three retention levels. The female can be incorporated into acrylic resin or directly into the framework. The male can either be threaded, cast-on with a precious alloy, or cast in any hard alloy.



PRECI-CLIX ATI # 1251
 Female housing for incorporation into acrylic resin.
 Plastic male for incorporation into post-copings.
 Cast in any hard alloy.

PRECI-CLIX AP # 1252
 Female duplicating dummy for cast metal partial frames.
 Plastic male for incorporation into post-copings.
 Cast in any hard alloy.

PRECI-CLIX CC # 1256
 Female housing for incorporation into acrylic resin.
 High-fusing male for cast-on technique with precious alloys.

PRECI-CLIX CV # 1261
 Female housing for incorporation into acrylic resin.
 Removable titanium male with high-fusing base ring for cast-on technique with precious alloys.

PRECI-CLIX RADICULAR

Chairside ball attachment for acrylic resin overdentures with replaceable plastic female in three retention levels. The female can be incorporated into acrylic resin or directly into the framework. The titanium post is available in two versions: with removable male or with the spherical male in one piece. See page 7 for individual components.



PRECI-CLIX RTI # 1291
 Female housing for incorporation into acrylic resin.
 Cementable titanium post with removable titanium male.

PRECI-CLIX RP # 1292
 Replaceable plastic female and duplicating dummy for cast metal partial frames.
 Cementable titanium post with removable titanium male.

PRECI-CLIX RCT # 1293
 Female housing for incorporation into acrylic resin.
 Cementable titanium post with titanium male.

PRECI-CLIX RCP # 1294
 Replaceable plastic female and duplicating dummy for cast metal partial frames.
 Cementable titanium post with titanium male.



PRECI-CLIX DENTIST KIT # 1299
 Contains 2 radicular PRECI-CLIX RTI ball attachments, all necessary accessories and spare parts.

Set:
 2 x 1291 radicular PRECI-CLIX RTI ball attachments
 1 x 1226 set of 3 reamers
 1 x 1222 insertion tool
 1 x IMP-XS-042 screw-driver
 1 x RE H 2 impression tool (2 pcs)
 1 x RE H 14 model analogue (2 pcs)
 1 x 1234 replacement females (3 x 2 pcs)
 1 x CEKA BOND anaerobic adhesive to prevent gradual unthreading of the male part



PRECI-CLIX RC DENTIST KIT # 1297
 Contains 2 radicular PRECI-CLIX RCT ball attachments, all necessary accessories and spare parts.

Set:
 2 x 1293 radicular PRECI-CLIX RCT ball attachments
 1 x 1226 set of 3 reamers
 1 x 1222 insertion tool
 1 x 1201 D male analogue
 1 x 1234 replacement females (3 x 2 pcs)

* See page 23 for table of alloys and materials.

H 3.55 mm - 4.35 mm
ø 3.5 mm

PRECI-BALL

Resilient adjustable ball attachment. The 2.25 mm ball diameter makes PRECI-BALL compatible with most implant systems. The male can be soldered, threaded or cast. The female is available in gold alloy or titanium.



**PRECI-BALL OR/OR
1201**
Gold female for acrylic fixation and gold male for soldering with CEKA SOL FILIGRAN to the post-coping



**PRECI-BALL PC
1205**
Titanium female for acrylic fixation and burn-out plastic male for casting



**PRECI-BALL CV
1206**
Gold female for acrylic fixation and removable titanium male with high-fusing base ring for direct casting with precious alloys



**PRECI-BALL OR/IR
1209**
Gold female for acrylic fixation and high-fusing male for direct casting with precious alloys

PRECI-BALL/CLIX - INDIVIDUAL COMPONENTS * & ACCESSORIES



PRECI-BALL FEMALE
Female in TITANAX or in ORAX alloy for acrylic fixation.
Height: 2.8 mm - ø 3 mm

# 1201 A	ORAX ALLOY	1 pc
# 1201 AB	ORAX ALLOY	20 pcs
# 1201 B	processing ring	1 pc
# 1205 A	TITANAX ALLOY	1 pc
# 1205 AB	TITANAX ALLOY	20 pcs



PRECI-BALL/CLIX SPACE MAINTAINER
Large space maintainer for post-copings.
TINFOIL - Thickness: 0.4 mm

# RA 0055	1 pc
-----------	------



PRECI-CLIX HOUSING
Female housing in an anodized titanium alloy for fixation in acrylic resin dentures.
Height: 2.65 mm - ø 4 mm

# 1235	6 pcs
# 1235B	50 pcs



PRECI-CLIX FEMALE
Polyacetal - Height: 2.65 mm - ø 3.55 mm
Normal retention:

# 1231	yellow	6 pcs
# 1231B	yellow	50 pcs
# 1232	white	6 pcs
# 1232B	white	50 pcs
# 1233	red	6 pcs
# 1233B	red	50 pcs

Increased retention:

# 1233	red	6 pcs
# 1233B	red	50 pcs

Combination package:

# 1234	2 + 2 + 2 pcs
--------	---------------



PRECI-CLIX FEMALE SET
Set of PRECI-CLIX females to be used on all 2.25 mm ball males, including implant abutments.
Set includes 2 females assembled in housing

# 1242	2 sets
--------	--------



PRECI-CLIX DUPLICATING DUMMY
Plastic duplicating dummy for cast metal partial frames. No need for a space maintainer!
Height: 2.8 mm - ø 3.55 mm

# 1236	6 pcs
# 1236B	50 pcs



PRECI-CLIX SPACE MAINTAINER
Elastic space maintainer, to be placed between male and female during processing.
Rubber - Height: 0.7 mm - ø 1.8 mm

# 1251 B	6 pcs
----------	-------



PRECI-BALL/CLIX MALE
Spherical male in ORAX alloy (yellow) for soldering with CEKA SOL FILIGRAN or IRAX alloy (white) for direct casting with precious alloys.
Height: 2.43 mm - ø 2.25 mm - ø base: 3.2 mm

# 1201 C	ORAX ALLOY	1 pc
# 1209 C	IRAX ALLOY	1 pc



PRECI-BALL/CLIX MALE PA
Spherical burn-out plastic male for incorporation into post-copings and for casting.
Height: 2.4 mm - ø 2.25 mm - ø base: 3.2 mm

# 1205 C	1 pc
# 1205 CB	50 pcs



PRECI-BALL/CLIX MALE V AND V LONG
Spherical, removable male in TITANAX alloy for incorporation into an M2 base ring on post-copings.
Height male V: 3.05 mm, male V long: 3.35 mm
ø 2.25 mm - Threads: M2 - Internal hex: 0.9 mm

# 1206 C	1 pc
# 1206 CL	0.3 mm extra long 1 pc



PRECI-BALL/CLIX BASE RING
M2 base ring in the high-fusing IRAX or NOPRAX alloy to incorporate the 1206 C PRECI-CLIX male V. For direct casting or for soldering.
Height: 1.3 mm - ø 3.4 mm - Threads: M2

# RA 0063	IRAX ALLOY	1 pc
# RA 0064	NOPRAX ALLOY	1 pc



PRECI-CLIX POST
Cementable post in TITANAX alloy with threaded base for the 1206 C PRECI-CLIX male V or with attached ball.
Post length: 7 mm (may be reduced) - ø 1.35 mm
ø base: 3.4 mm - Threads: M2 - ø ball: 2.25 mm

# 1291 C	with threads	1 pc
# 1293 C	with ball	1 pc



PRECI-CLIX R BURR SET
Set of 3 calibrated burs for right angle. Used for root preparation prior to cementation of the PRECI-CLIX post.

# 1226	Set: 1 predrilling burr, 1 cavity burr, 1 precision reamer
# 1227	1 predrilling burr
# 1228	1 cavity burr
# 1229	1 precision reamer

* See page 23 for table of alloys and materials.

PRECI-BALL/CLIX - INDIVIDUAL COMPONENTS * & ACCESSORIES (CONT.)



IMPRESSION TOOL M2
Impression and cementation tool for the post/base ring.
Total height: 7 mm - Threads: M2
RE H 2 **2 pcs**



PRECI-BALL/CLIX MALE ANALOGUE
Male analogue for the working model, including space maintainer
1201 D **2 pcs + 2 space maintainers**



MODEL ANALOGUE M2
Model analogue for the post/base ring.
To be used with the RE H 2 and the male.
Total height: 6 mm - Threads: M2
RE H 14 **2 pcs**



PRECI-BALL ACTIVATING TOOL
Activating tool to tighten the PRECI-BALL segments
1220 **1 pc**



PRECI-BALL/CLIX CUP BURR
Burr to finish the 1205 C PRECI-BALL/CLIX male PA and the 1281 C PRECI-CLIX male PE.
ø 2.35 mm
1230 **2 pcs**



PRECI-BALL DEACTIVATING TOOL
Deactivating tool to spread the PRECI-BALL segments
1221 **1 pc**



PRECI-BALL/CLIX PARALLELING MANDREL MALE
Adjustable paralleling mandrel for males.
ø 2.35 mm
1201 P **1 pc**



PRECI-CLIX INSERTION TOOL
Insertion tool for the plastic females.
Total height: 67.5 mm
1222 **1 pc**



PRECI-BALL/CLIX PARALLELING MANDREL FEMALE
Adjustable paralleling mandrel for females.
To be used with diverging males.
ø 2.35 mm
1211 P **1 pc**



PRECI-BALL/CLIX PROTECTION CAP
Protection cap in TITANAX alloy for threading into the base ring.
ø 3 mm - Threads: M2
RE H 17 **2 pcs**



PRECI-BALL/CLIX PARALLELING MANDREL BASE RING
Paralleling mandrel for M2 base rings.
ø 2.35 mm - Threads: M2
RE P 4 **1 pc**



CEKA SITE
Anaerobic bonding composite for fixing attachment components
CEKA SITE **2 x 2 g**



PRECI-BALL/CLIX PARALLELING MANDREL MALE KEEPER
Paralleling mandrel for the RE 04 TI male keeper.
ø 2.35 mm
RE P 7 **1 pc**



CEKA BOND
Anaerobic adhesive to prevent gradual unthreading of prosthetic components
CB1 **5 ml**



PRECI-BALL/CLIX SCREW-DRIVER FOR THREADED MALES
External hex: 0.9 mm - Length: 26 mm
IMP-XS-042 **1 pc**

* See page 23 for table of alloys and materials.

H 5.1 mm - 5.3 mm
 ø 3.4 mm

PRECI-CLIX EXTRACORONAL

Periodontal friendly ball attachment for extracoronar and bar constructions with replaceable plastic female in three retention levels. The female can be incorporated into acrylic resin or directly into the framework. The male can be incorporated into the preferred profile by bonding with CEKA SITE, as a threaded component or as a burn-out component. To be used with any hard alloy. 1 attachment including 4 profiles/package



PRECI-CLIX TI-TI # 1271
 Titanium housing for incorporation into acrylic resin.
 Titanium male for cementing in the cast male keeper.



PRECI-CLIX TI-V # 1276
 Titanium housing for incorporation into acrylic resin.
 Removable titanium male and cementable threading to incorporate.



PRECI-CLIX TI-P # 1281
 Titanium housing for incorporation into acrylic resin.
 Plastic male to assemble with the male keeper for casting in any hard alloy.



PRECI-CLIX P-TI # 1272
 Female duplicating dummy for cast metal partial frames.
 Titanium male for cementing in the cast male keeper.



PRECI-CLIX P-V # 1277
 Female duplicating dummy for cast metal partial frames.
 Removable titanium male and cementable threading to incorporate.



PRECI-CLIX P-P # 1282
 Female duplicating dummy for cast metal partial frames.
 Plastic male to assemble with the male keeper for casting in any hard alloy.

INDIVIDUAL COMPONENTS* & ACCESSORIES



PRECI-CLIX HOUSING
 Female housing in an anodized titanium alloy for fixation in acrylic resin dentures.
 Height: 2.65 mm - ø 4 mm
 # 1235 6 pcs
 # 1235B 50 pcs

PRECI-CLIX THREADS TI
 M2 threading in TITANAX alloy for cementing with CEKA SITE. Combine with 1206 C.
 Height: 1.9 mm - ø 2.3 mm
 # RE 4600 TI 1 pc

PRECI-CLIX FEMALE
 Polyacetal - Height: 2.65 mm - ø 3.55 mm
 Normal retention:
 # 1231 yellow 6 pcs
 # 1231B yellow 50 pcs
 Reduced retention:
 # 1232 white 6 pcs
 # 1232B white 50 pcs
 Increased retention:
 # 1233 red 6 pcs
 # 1233B red 50 pcs
 Combination package:
 # 1234 2 + 2 + 2 pcs

PRECI-CLIX MALE KEEPER
 4 burn-out plastic male keepers for extracoronar and bar constructions. Adaptable in form and height.
 Internal ø 2.35 mm - External ø 3.4 mm
 # RE 04 TI 1 x 0°, 1 x 30°, 1 x 45°, 1 x 60°



PRECI-CLIX PARALLELING MANDREL MALE KEEPER
 Paralleling mandrel for the RE 04 TI male keeper.
 ø 2.35 mm
 # RE P 7 1 pc



PRECI-CLIX DUPLICATING DUMMY
 Plastic duplicating dummy for cast metal partial frames. No need for a space maintainer!
 Height: 2.8 mm - ø 3.55 mm
 # 1236 6 pcs
 # 1236B 50 pcs

PRECI-CLIX SCREW-DRIVER FOR THREADED MALES
 External hex: 0.9 mm - Length: 26 mm
 # IMP-XS-042 1 pc

PRECI-CLIX MALE ANALOGUE
 Male analogue for the working model, including space maintainer
 # 1201 D 2 pcs + 2 space maintainers



PRECI-CLIX MALE TI AND PE
 Spherical titanium male for cementation with CEKA SITE into a cast male keeper, or spherical plastic male for incorporation into the male keeper prior to casting.
 Height: 3.95 mm - ø 2.25 mm
 # 1271 C 1 pc
 # 1281 C 1 pc

PRECI-CLIX INSERTION TOOL
 Insertion tool for the plastic females.
 Total height: 67.5 mm
 # 1222 1 pc



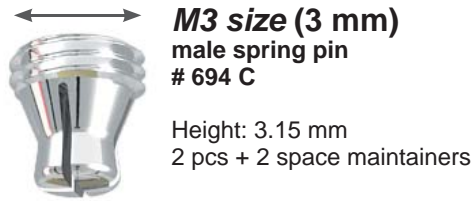
PRECI-CLIX MALE V AND V LONG
 Spherical, removable male in TITANAX alloy.
 Height male V: 3.05 mm, male V long: 3.35 mm
 ø 2.25 mm - Threads: M2 - Internal hex: 0.9 mm
 # 1206 C 1 pc
 # 1206 CL 0.3 mm extra long 1 pc

PRECI-CLIX PARALLELING MANDREL MALE
 Adjustable paralleling mandrel for males.
 ø 2.35 mm
 # 1201 P 1 pc

**CEKA SITE
 CEKA BOND**
 See page 22.

* See page 23 for table of alloys and materials.

CEKA® ATTACHMENTS



MALE FOR

- (A) Bonding with
CEKA SITE
- (B) Winged acrylic
fixation
- (C) Soldering with
CEKA SOL
- (D) Circular acrylic
fixation

M2: H 3.80 mm - ø 3.4 mm
M3: H 4.35 mm - ø 4.4 mm

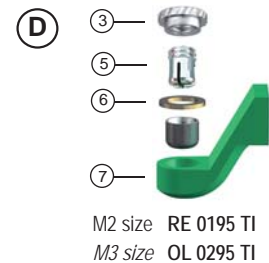
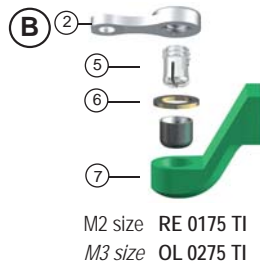
CEKA REVAX

EXTRACORONAL GREEN

Female for the bonding technique with CEKA SITE. Use any dental alloy.

Each package contains 1 attachment and 3 different plastic profiles (30°, 45°, 60°) to choose from.

See page 12 for individual components, including laser components.

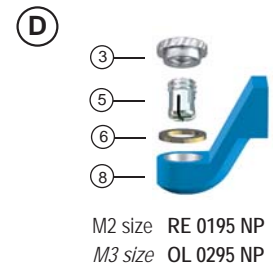
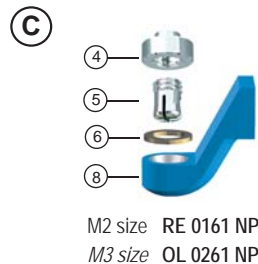
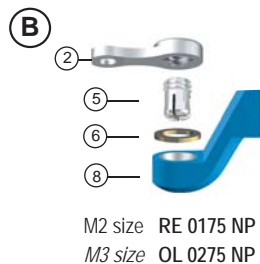
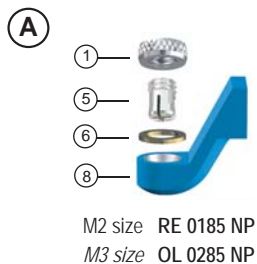


EXTRACORONAL BLUE

Female for the cast-on technique with non-precious alloys.

Each package contains 1 attachment and 3 different plastic profiles (30°, 45°, 60°) to choose from.

See page 12 for individual components, including laser components.

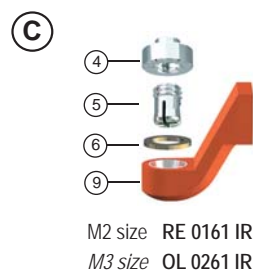
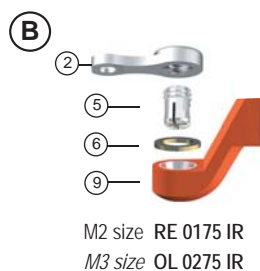
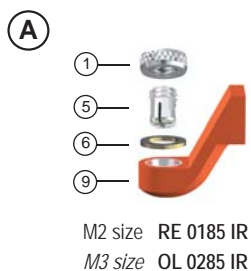


EXTRACORONAL ORANGE

Female for the cast-on technique with precious or semi-precious alloys.

Each package contains 1 attachment and 3 different plastic profiles (30°, 45°, 60°) to choose from.

See page 12 for individual components, including laser components.



H 3.55 mm - ø 4.3 mm

CEKA EXTRACORONAL CLASSIC

Female for the cast-on technique with non-precious alloys (blue), precious alloys (orange) or any dental alloy (yellow).

Each package contains 2 attachments in one bar profile. See page 12 for individual components, including laser components.

MALE FOR

(A) Bonding with CEKA SITE



M3 size resilient OL 694 RNX

(B) Acrylic fixation



M3 size resilient OL 694 KSNX

(C) Soldering with CEKA SOL



M3 size resilient OL 694 SNX



M3 size resilient OL 694 R



M3 size resilient OL 694 KS



M3 size resilient OL 694 S



M3 size resilient OL 694 RPR



M3 size resilient OL 694 KSPR



M3 size resilient OL 694 SPR

H 4.4 mm - ø 4.3 mm

CEKA 334

Female for the cast-on technique with non-precious alloys. Male for the bolt-on technique in the cast metal partial frame. See page 12 for individual components.



















M3 size only OL 334 NX
2 attachments/package









M3 size only OL 0234 NPR
1 attachment/package - includes 60° profile only

CEKA EXTRACORONAL COMPONENTS *

- | | |
|--|--|
| <p>① </p> | <p>⑦ </p> |
| <p>② </p> | <p>⑧ </p> |
| <p>③ </p> | <p>⑨ </p> |
| <p>④ </p> | <p>⑮ </p> |
| <p></p> | <p>⑯ </p> |
| <p>⑤ </p> | <p>⑰ </p> |
| <p></p> | <p>⑱ </p> |
| <p>⑥ </p> | <p>⑳ </p> |

CEKA EXTRACORONAL OVERSIZED MALE SPRING PINS *

- | | |
|--|--|
| <p></p> | <p></p> |
| <p></p> | <p></p> |
| <p></p> | <p></p> |

Old spring pins are still available. See separate leaflet BRO-98 on download page: WWW.CKPL.EU.

* See page 23 for table of alloys and materials.

CEKA EXTRACORONAL ACCESSORIES M2 AND M3 SIZE



M2 & M3 size: **RE H 5**
Laboratory key



M2 & M3 size: **A 1**
Activating tool and screw-driver



M2 & M3 size: **RE H 79**
Instrument to deactivate spring pins



M2 & M3 size: **H 30**
Set of 4 profiles to indicate the diameter of the females



M2 & M3 size: **P 8**
Paralleling mandrel and sandblasting tool for TITANAX females



M2 & M3 size: **RE P 2/5**
Paralleling mandrel for females



M2 & M3 size: **RE H 20**
Diamond burr for the bonding technique
2 pcs



M2 & M3 size: **RE H 10**
Carbide burr with smooth stop for the metal sleeve

CEKA SITE
CEKA BOND
See page 22.

CEKA EXTRACORONAL ACCESSORIES M2 OR M3 SIZE



M2 size: **RE P 7**
M3 size: **P 7**
Paralleling mandrel for green female keepers



M2 size: **RE H 1** **2 pcs**
M3 size: **H 1** **2 pcs**
Dummy spring pin with incorporated space maintainer



M2 size: **RE H 14** **2 + 2 pcs**
M3 size: **H 14** **2 + 2 pcs**
Impression tool for females, to be used with the spring pin, the space maintainer and the (RE) H 13.



M2 size: **RE H 16** **2 pcs**
M3 size: **H 16** **2 pcs**
Soldering accessory for extracoron retention parts



M2 size: **RE H 13** **2 + 2 pcs**
M3 size: **H 13** **2 + 2 pcs**
Female analogue for the repair and rebasing technique


CEKA KITS



LABORATORY TOOL KIT* **# REVAX LK 3**
Contents: AF 69, A 1, H 1, H 13, H 14, H 16, H 2, H 30, P 7, P 8, RE H 1, RE H 10, RE H 13, RE H 14, RE H 16, RE H 2, RE H 5, RE H 79, RE P 2/5, RE P 7, 694 C, RE 0031

REDUCED LABORATORY TOOL KIT **# REVAX RK 3**
Contents: H 1, H 13, H 14, H 16, H 2, P 7, P 8, RE H 1, RE H 10, RE H 13, RE H 14, RE H 16, RE H 2, RE H 5, RE P 2/5, RE P 7

DENTIST TOOL KIT **# REVAX OK 2**
Contents: AF 69, A 1, H 30, RE H 5, RE H 79, RE 0031, 694 C, 724 C



SPRING PIN KIT M2 & M3** **# REVAX SP 1**
Contents: RE 0031, RE 0031 L, RE 0031 195, 694 C, 694 C/L, 694 C / 195, 694 C / 202, 694 C / 209, AF 69, A 1, RE H 5, CB1, H 30

SPRING PIN KIT M2 **# REVAX SP 2**
Contents: RE 0031, RE 0031 L, RE 0031 195, A 1, RE H 5, CB1, H 30


SPRING PIN KIT M3 **# REVAX SP 3**
Contents: 694 C, 694 C/L, 694 C / 195, 694 C / 202, 694 C / 209, AF 69, A 1, RE H 5, CB1, H 30

PRECI-VERTIX®


Extracoronar slide attachment with burn-out plastic male. The elastic females are easily replaceable and available in three friction levels. PRECI-VERTIX has easy procedures and minimal servicing. It gives excellent patient comfort and can be used with anterior abutments for optimum aesthetics. To be used with any hard dental alloy. All tools included. Over 40 years of clinical experience.



PRECI-VERTIX STANDARD
1801 **KIT**
 6 males with attached paralleling mandrel
 6 yellow females
 1 insertion tool



PRECI-VERTIX P
1811 **KIT**
 6 angled males for best abutment and tissue contours
 6 yellow females
 1 paralleling mandrel
 1 insertion tool



PRECI-VERTIX P COMBI
1812 **KIT**
 2 angled males for best abutment and tissue contours
 2 + 2 + 2 females
 2 castable housings
 1 paralleling mandrel
 1 insertion tool

INDIVIDUAL COMPONENTS * & ACCESSORIES

PRECI-VERTIX FEMALE

Polypropylene
 Height: 5 mm (may be reduced) - ø 3.3 mm
 Available in three friction levels:

normal friction:		
# 1802	yellow	6 pcs
# 1802B	yellow	50 pcs
reduced friction:		
# 1805	white	6 pcs
# 1805B	white	50 pcs
increased friction:		
# 1806	red	6 pcs
# 1806B	red	50 pcs
combination package:		
# 1807	2 y + 2 r + 2 w	
# 1807B	25 y + 15 r + 10 w	



PRECI-VERTIX HOUSING

Plastic female housing for casting and to incorporate with the soldering, bonding or acrylic fixation technique.
 Height: 7 mm - Length: 12 mm
 Extension height: 5 mm - ø 4.1 mm

# 1808	6 pcs
# 1808B	50 pcs

PRECI-VERTIX INSERTION TOOL

Double-sided insertion tool for the 3 female types
1804 1 pc



PRECI-VERTIX STANDARD MALE

Male with extension as paralleling mandrel. Remove the extension with a hot instrument after positioning. Cast in any hard alloy. Round the occlusal aspect of the male after processing.
 Height: 5.9 mm (may be reduced up to 3 mm)
 ø 1.8 mm

# 1803	6 pcs
# 1803B	50 pcs





PRECI-VERTIX PARALLELING MANDREL

Adjustable metal paralleling mandrel for frequent users of PRECI-VERTIX P and AT.
 Groove width: 1.1 mm
 ø paralleling mandrel: 2.35 mm
1845 1 pc

PRECI-VERTIX P MALE

Male with 45° inclination for maximum incorporation possibilities and a periodontal friendly design. Cast in any hard alloy. Round the occlusal aspect of the male after processing.
 Height: 5.9 mm (may be reduced up to 3 mm)
 ø 1.8 mm

# 1813	6 pcs + paralleling mandrel
# 1813B	50 pcs



PRECI-VERTIX MALE ANALOGUE

Brass male analogue, for repairs or when making a new prosthesis.
 Height: 9 mm - ø 1.8 mm

# 1819	2 pcs
--------	-------

* See page 23 for table of alloys and materials.

Spherical attachment and small, universal joint connector allowing vertical and hinge movements, available in two sizes: PRECI-52 U (Mini) and PRECI-52 S (Standard). The female is made of burn-out plastic for casting with extremely hard alloys. The stainless steel male is a reversed spring-loaded connector allowing adjustable retention.



PRECI-52 U # 1551
1 yellow plastic female
1 stainless steel male



PRECI-52 S # 1556
1 red plastic female
1 stainless steel male

INDIVIDUAL COMPONENTS* & ACCESSORIES



PRECI-52 FEMALE
Plastic female, available in two versions:
yellow (total height: 4.6 mm - total width: 2.8 mm) and
red (total height: 4.8 mm - total width: 3.4 mm)
1561 **yellow** 2 pcs
1566 **red** 2 pcs



PRECI-52 PARALLELING MANDREL
1551 P PRECI-52 U 1 pc
1556 P PRECI-52 S 1 pc



PRECI-52 INTERNAL MALE
1563 **male U insert** 2 pcs
ø ball: 1.55 mm - length: 5.8 mm - total ø: 2.6 mm



PRECI-52 PROCESSING PLUG
Universal processing plug
1564 6 pcs



1568 **male S insert** 2 pcs
ø ball: 1.7 mm - length: 6.4 mm - total ø: 2.95 mm

PRECI-52 SCREW-DRIVER
Universal star-shaped (5) screw-driver
1570 1 pc

* See page 23 for table of alloys and materials.

MINI: H 3.1 mm - \varnothing 3.1 mm
STANDARD: H 4.1 mm - \varnothing 4.2 mm

PRECI-SAGIX

Sagittal ball attachment with segmented female for partial dentures and implant bar applications. The replaceable plastic female in three retention levels is incorporated directly into the framework. Cast the plastic male in a hard alloy. Cast-on the metal male with a non-precious alloy. The threaded male can be used with precious and non-precious alloys. PRECI-SAGIX is available in two ball sizes: Mini 1.7 mm and Standard 2.2 mm.



PRECI-SAGIX INTRO KIT P

Introduction kit with **castable plastic males**, the necessary tools and females in three different retention levels for Mini size 1.7 and Standard size 2.2. Cast the males in any hard dental alloy.

22-piece kit:

- 2 + 2 castable **plastic males**
- 2 + 2 yellow females (normal retention)
- 2 + 2 white females (reduced retention)
- 2 + 2 red females (increased retention)
- 2 + 2 duplicating dummies/processing females
- 1 universal paralleling mandrel
- 1 universal insertion tool

Intro kit castable male: # 1301

PRECI-SAGIX INTRO KIT M

Introduction kit with **cast-on NOPRAX males**, the necessary tools and females in three different retention levels for Mini size 1.7 and Standard size 2.2. Cast-on technique for non-precious alloys.

22-piece kit:

- 2 + 2 cast-on **NOPRAX males**
- 2 + 2 yellow females (normal retention)
- 2 + 2 white females (reduced retention)
- 2 + 2 red females (increased retention)
- 2 + 2 duplicating dummies/processing females
- 1 universal paralleling mandrel
- 1 universal insertion tool

Intro kit cast-on male: # 1303

INDIVIDUAL COMPONENTS * & ACCESSORIES

PRECI-SAGIX FEMALE - polyacetal

Mini size \varnothing 1.7: height: 3.1 mm - \varnothing 3.1 mm

Yellow - normal retention:
1311 6 pcs # 1311B 50 pcs

White - reduced retention:
1312 6 pcs # 1312B 50 pcs

Red - increased retention:
1313 6 pcs # 1313B 50 pcs

Combination package:
1314 2 + 2 + 2 pcs
Standard size \varnothing 2.2: height: 4.1 mm - \varnothing 4.2 mm

Yellow - normal retention:
1361 6 pcs # 1361B 50 pcs

White - reduced retention:
1362 6 pcs # 1362B 50 pcs

Red - increased retention:
1363 6 pcs # 1363B 50 pcs

Combination package:
1364 2 + 2 + 2 pcs

PRECI-SAGIX DUPLICATING DUMMY / PROCESSING FEMALE

Mini size \varnothing 1.7:
1316 6 pcs # 1316B 50 pcs

Standard size \varnothing 2.2:
1366 6 pcs # 1366B 50 pcs

PRECI-SAGIX MALE P

Spherical plastic male to cast in a hard dental alloy

Mini size \varnothing 1.7:
1321 6 pcs # 1321B 50 pcs

Standard size \varnothing 2.2:
1371 6 pcs # 1371B 50 pcs

PRECI-SAGIX MALE M

NOPRAX male for cast-on technique with non-precious alloys

Mini size \varnothing 1.7:
1322 2 pcs # 1322B 20 pcs

Standard size \varnothing 2.2:
1372 2 pcs # 1372B 20 pcs

PRECI-SAGIX 2.2 MALE VCC

TITANAX male \varnothing 2.2 for CAD/CAM applications with M2 x 0.35 threading and 0.9 mm internal hex. Use the IMP-XS-042 screw-driver.

1374 1 pc

PRECI-SAGIX MALE V

NOPRAX Standard male \varnothing 2.2 mm with M2 threading and 0.9 mm internal hex.

Use the IMP-XS-042 screw-driver.

1373 1 pc

PRECI-SAGIX BASE RING

For cast-on technique in IRAX (with precious alloys) or in NOPRAX (with non-precious alloys).

M2 threading for the # 1373 Standard male
RA 0063 IRAX ALLOY 1 pc
RA 0064 NOPRAX ALLOY 1 pc

PRECI-SAGIX HOUSING

Cr-Co female housing (Co 65 - Cr 28 - Mo 6) for incorporation into acrylic resin, for soldering with CEKA SOL or for the laser technique.

Mini \varnothing 1.7: H 4.4 mm - W 4.0 mm - L 5.2 mm
1325 2 pcs # 1325B 20 pcs
Standard \varnothing 2.2: H 5.4 mm - W 4.9 mm - L 5.7 mm
1375 2 pcs # 1375B 20 pcs

PRECI-SAGIX PARALLELING MANDREL FOR MALE

Universal paralleling mandrel for PRECI-SAGIX males

1300 P for \varnothing 1.7 and 2.2 1 pc

PRECI-SAGIX SCREW-DRIVER FOR THREADED MALE

Total length: 26 mm - External hex: 0.9 mm

IMP-XS-042 1 pc

CEKA BOND

Anaerobic adhesive to prevent gradual unthreading of the male

CB1 5 ml

PRECI-SAGIX INSERTION TOOL

Universal insertion tool for PRECI-SAGIX females

1323 for \varnothing 1.7 and 2.2 1 pc

PRECI-SAGIX ANALOGUE

Model analogue for male part


1331 for \varnothing 1.7 2 pcs

1381 for \varnothing 2.2 2 pcs


* See page 23 for table of alloys and materials.

PRECI-HORIX®


Burn-out plastic bar with elastic plastic riders. The bar attachment allows a rotational and a slight vertical movement by compression of the plastic riders. The riders are easily replaceable and available in three retention levels.



**PRECI-HORIX STANDARD
1701 KIT**
2 plastic bar patterns
6 yellow riders
6 processing riders
1 insertion tool



**PRECI-HORIX PLASTICWAX
1731 KIT**
2 PLASTICWAX bar patterns
6 yellow riders
6 processing riders
1 insertion tool



**PRECI-HORIX COMBI
1741 KIT**
1 plastic bar pattern
2 yellow riders
2 processing riders
2 stainless steel housings
1 insertion tool

INDIVIDUAL COMPONENTS * & ACCESSORIES



PRECI-HORIX METAL HOUSING

Ultrathin stainless steel housing with titanium/nitrate layer (gold-coloured) for a perfect fit of the riders in the prosthesis. The housing is polymerized into acrylic resin (with the processing rider). Do not solder!

Length: 5 mm - Width: 5 mm - Thickness: 0.2 mm

1706 6 pcs
1706B 50 pcs



PRECI-HORIX PLASTIC PATTERN

Burn-out plastic bar pattern which may be reduced to facilitate incorporation into close bite situations. Cast in any hard alloy.

Bar height: 4 mm - Length: 50 mm - \varnothing 1.8 mm

1704 6 pcs
1704B 50 pcs



PRECI-HORIX RIDER

Polypropylene

Height: 2.87 mm - Length: 5 mm - \varnothing 3.3 mm

Available in three retention levels:

normal retention:

1802 yellow 6 pcs
1802B yellow 50 pcs

reduced retention:

1805 white 6 pcs
1805B white 50 pcs

increased retention:

1806 red 6 pcs
1806B red 50 pcs

combination package:

1807 2 y + 2 r + 2 w
1807B 25 y + 15 r + 10 w



PRECI-HORIX PLASTICWAX PATTERN

Bar pattern in PLASTICWAX which may be reduced to facilitate incorporation into close bite situations. Ideal for use with fast-setting investments.

Bar height: 8.25 mm (may be reduced to 3 mm)

Length: 50 mm - \varnothing 1.8 mm

1734 4 pcs
1734B 50 pcs



PRECI-HORIX PATTERN ANALOGUE

Plastic pattern analogue for the working model, to be used in case of repair and relining, or when making a new prosthesis.

Height: 8.25 mm - Length: 50 mm - \varnothing 1.8 mm

1707 2 pcs



PRECI-HORIX PROCESSING RIDER

Adapt the plastic processing rider to the bar prior to polymerization.

Length: 5 mm (may be reduced to fit the bar height)

1703 6 pcs
1703B 50 pcs



PRECI-HORIX INSERTION TOOL

Insertion tool for the 3 rider types

1705 2 pcs



PRECI-HORIX PARALLELING MANDREL

Paralleling mandrel for bars. Ideal for paralleling multiple pattern sections.

1708 1 pc

* See page 23 for table of alloys and materials.

PRECI-BAR

Bar attachment in two sizes: MINI and STANDARD. The bar is either rigid (U-shaped) or resilient (oval). A choice of three alloys for the rider. The bars in gold alloy/palladium alloy can be soldered with CEKA SOL FILIGRAN (yellow) or CEKA SOL W (white), or cast (burn-out plastic). The metal bars are available in two lengths: 50 mm and 200 mm.

MINI PROFILES

Height: 2.3 mm - Width: 1.6 mm



ORAX* RESILIENT OVAL MINI BAR
1103/B/OR 50 mm
1103/BL/OR 200 mm



PALLAX* RESILIENT OVAL MINI BAR
1103/B/PA 50 mm
1103/BL/PA 200 mm



PLASTIC RESILIENT OVAL MINI BAR
1012/B 4 x 50 mm

MINI RIDERS

Height: 2.8 mm - Width: 4 mm



ORAX* MINI RIDER
1102/H/MR/OR 50 mm



PALLAX* MINI RIDER
1102/H/MR/PA 50 mm



STAINLESS STEEL* MINI RIDER
1102/H/MR/IN 50 mm

STANDARD PROFILES

Height: 3 mm - Width: 2.2 mm



ORAX* RESILIENT OVAL STANDARD BAR
1101/B/OR 50 mm
1101/BL/OR 200 mm



PALLAX* RESILIENT OVAL STANDARD BAR
1101/B/PA 50 mm
1101/BL/PA 200 mm



PLASTIC RESILIENT OVAL STANDARD BAR
1013/B 4 x 50 mm



ORAX* RIGID U-SHAPED STANDARD BAR
1100/B/OR 50 mm
1100/BL/OR 200 mm



PALLAX* RIGID U-SHAPED STANDARD BAR
1100/B/PA 50 mm
1100/BL/PA 200 mm



PLASTIC RIGID U-SHAPED STANDARD BAR
1011/B 4 x 50 mm

STANDARD RIDERS

Height: 3.5 mm - Width: 5 mm



ORAX* STANDARD RIDER
1100/H/MR/OR 50 mm



PALLAX* STANDARD RIDER
1100/H/MR/PA 50 mm



STAINLESS STEEL* STANDARD RIDER
1100/H/MR/IN 50 mm

* TABLE OF ALLOYS

ORAX - Yellow - Au 70 - Pt 5 - Ag 12 - Cu 13

Heat treatment: 60 min at 400 °C (752 °F)

Melting range: 910-955 °C (1670-1823 °F)

PALLAX - White - Au 2 - Ag 37 - Pt 9.5 - Pd 37 - Cu 14.5

Heat-treatment: 60 min at 450 °C (752 °F)

Melting range: 1055-1130 °C (1931-2066 °F)

STAINLESS STEEL - White - Fe 73 - Cr 18 - Ni 8 - Mo, Cu, C, Mn and Si 1
Do not heat!



PARALLELING MANDRELS

1100 P

Paralleling mandrel for STANDARD bars

1102 P

Paralleling mandrel for MINI bars

PRECI-CLIP

Round bar attachment with adjustable rider. The rider is available with occlusal or lateral retention for acrylic fixation. The riders are available in gold alloy or stainless steel. The profile can be soldered with CEKA SOL FILIGRAN, laser-welded or cast in any hard alloy.



PRECI-CLIP RIDER LA

Adjustable rider with lateral retention for acrylic resin. Do not solder the rider!

Height: 3.65 mm - Length: 3.5 mm - Space maintainer: 0.7 mm

Available in:

# 1105	ORAX* ALLOY	2 pcs + 2 space maintainers
# 1105AB	ORAX* ALLOY	20 pcs + 20 space maintainers
# 1106	STAINLESS STEEL*	2 pcs + 2 space maintainers
# 1106AB	STAINLESS STEEL*	20 pcs + 20 space maintainers



PRECI-CLIP RIDER OC

Adjustable rider with occlusal retention for acrylic resin. Do not solder the rider!

Height: 3.65 mm - Length: 3.5 mm - Space maintainer: 0.7 mm

Available in:

# 1125	ORAX* ALLOY	2 pcs + 2 space maintainers
# 1125AB	ORAX* ALLOY	20 pcs + 20 space maintainers
# 1126	STAINLESS STEEL*	2 pcs + 2 space maintainers
# 1126AB	STAINLESS STEEL*	20 pcs + 20 space maintainers



PRECI-CLIP BAR PROFILE

Round bar profile in ORAX* alloy for soldering with CEKA SOL FILIGRAN or in pure titanium for the laser technique.

Length: 50 mm - \varnothing 1.8 mm

# 1105/B	ORAX* ALLOY	1 pc
# 1109/B	PURE TITANIUM	1 pc



PRECI-CLIP BAR PATTERN

Round plastic bar pattern for casting in any hard alloy between natural teeth and between implants.

Length: 50 mm - \varnothing 1.8 mm

# 1014/B		4 pcs
----------	--	-------

PRECI-CLIP PATTERN ANALOGUE

Pattern analogue in hard self-isolating plastic for the working model, to be used in case of repair and relining, or when making a new prosthesis.

Height: 8.25 mm - Length: 50 mm - \varnothing 1.8 mm

# 1707		2 pcs
--------	--	-------

* See page 23 for table of alloys and materials.

PRECI-POST M

Rational system with a conicity of 2°30' over the entire useful length. Form and dimensions according to Dr Mooser. For post-copings and temporary post cores with one or more roots. Yellow and blue colour codification.



PRECI-POST M SET

- # 2001**
 1 yellow reamer
 1 blue reamer
 25 yellow opaque impression posts
 25 blue opaque impression posts
 25 yellow transparent laboratory posts
 25 blue transparent laboratory posts



PRECI-POST M LABORATORY POST

- Transparent burn-out plastic laboratory posts, to be used also for direct method in the mouth
- | | | | |
|-----------------|-------------------|-----------------------------------|--|
| # 2003GL | 50 pcs | yellow | tip ø 0.80 mm, cone length 10.70 mm, total length 18.60 mm |
| # 2003BL | 50 pcs | blue | tip ø 1.00 mm, cone length 12.30 mm, total length 22.90 mm |
| # 2003L | 2 x 50 pcs | combination package yellow & blue | |



PRECI-POST M IMPRESSION POST

- Opaque plastic impression posts (with retention), to be used with any impression technique (including silverplating and epoxy)
- | | | | |
|----------------|-------------------|-----------------------------------|--------------------------------|
| # 2002G | 50 pcs | yellow | tip ø 0.80 mm, length 14.10 mm |
| # 2002B | 50 pcs | blue | tip ø 1.00 mm, length 16.70 mm |
| # 2002 | 2 x 50 pcs | combination package yellow & blue | |



PRECI-POST M REAMER

- Reamer according to the Mooser system
- | | | | |
|----------------|-------------|--------|---------------|
| # 2004G | 1 pc | yellow | tip ø 0.80 mm |
| # 2004B | 1 pc | blue | tip ø 1.00 mm |

PRECI-POST CC

Cylindro-conical system: 5°30' at the base and then cylindrical over the entire useful length for optimum retention. For post-copings and temporary post cores with one or more roots. Yellow, red, blue, and green colour codification.



PRECI-POST CC SET

- # 2050** 50 yellow posts, 50 red posts, 50 blue posts, 50 green posts
2060 20 yellow posts, 15 red posts, 10 blue posts, 5 green posts



PRECI-POST CC PLASTIC POST

- Burn-out plastic posts for the laboratory
- | | | | |
|----------------|---------------|--------|--|
| # 2051A | 50 pcs | yellow | ø 1.40 mm, tip ø 0.65 mm, cone length 4.60 mm, total length 16.60 mm |
| # 2052B | 50 pcs | red | ø 1.60 mm, tip ø 0.70 mm, cone length 5.60 mm, total length 18.60 mm |
| # 2053C | 50 pcs | blue | ø 1.80 mm, tip ø 0.75 mm, cone length 6.40 mm, total length 20.00 mm |
| # 2054D | 50 pcs | green | ø 2.00 mm, tip ø 0.80 mm, cone length 7.05 mm, total length 22.40 mm |



PRECI-POST CC REAMER

- Cylindro-conical reamer
- | | | | |
|----------------|-------------|--------|---------------|
| # 2951A | 1 pc | yellow | tip ø 0.65 mm |
| # 2952B | 1 pc | red | tip ø 0.70 mm |
| # 2953C | 1 pc | blue | tip ø 0.75 mm |
| # 2954D | 1 pc | green | tip ø 0.80 mm |

CEKA SOL

CEKA SOL is a complete range of low-fusing tube solders for multiple applications. The incorporated flux provides for easy soldering of dissimilar metals. Also available as addition solder for laser welding.



		PRECIOUS	NON-PRECIOUS	CR-CO	STAINLESS STEEL	LASER
CEKA SOL	# CS00	X	X	X	X	
Yellow 780-820 °C (1436-1508 °F), Au 80 - Cu 13 - In 5 - Zn 2 ø 1.15 mm, 2 x 25 cm						
CEKA SOL FILIGRAN	# CS00 F	X	X	X	X	
Yellow 780-820 °C (1436-1508 °F), Au 80 - Cu 13 - In 5 - Zn 2 Contains less flux, ø 0.9 mm, 2 x 25 cm						
CEKA SOL W	# CS22	X	X	X	X	
White 865-930 °C (1589-1706 °F), Au 76.5 - Cu 0.4 - Zn 6.5 - Ni 16.6 ø 1.15 mm, 2 x 25 cm						
CEKA SOL L	# CS21	X		X	X	
Yellow 615-630 °C (1139-1166 °F), Au 42 - Ag 38.5 - Zn 11 - In 8.5 ø 1.15 mm, 2 x 25 cm						
CEKA SOL G	# CS20	X	X			
Yellow 755-820 °C (1391-1508 °F), Au 68 - Ag 13.3 - Cu 12.8 - Sn 1 - Zn 4.9 ø 1.15 mm, 2 x 25 cm						
CEKA SOL CR	# CS23			X		
White 1000-1030 °C (1832-1886 °F), Au 10 - Ag 37 - Pd 37 - Cu 12 - Zn 4 ø 1.15 mm, 4 x 25 cm						
CEKA SOL T1	# CS31					X
White, pure titanium, addition alloy for laser welding without flux Round, 8 x 25 cm, diameter: 0.4 mm						

CEKA Multi



CEKA Multi Composite is a colour-neutral self-curing luting agent for indirect prosthetic assembly. It is an all-round adhesive for multiple dental materials: zirconium oxide, porcelain, composites, titanium, precious and non-precious alloys. Combine always with CEKA Multi Primer. Typical applications are titanium base luting, cylinder luting in implant frames and attachment fixation.

CEKA Multi Primer contains the newest monomer formula to promote the bonding of dental acrylics and composite resins to implant abutments, zirconium oxide, porcelain, metal frameworks, precision attachments, and orthodontic appliances.

Outstanding bond values to a multitude of dental materials: zirconium oxide, precious and non-precious metals, porcelain, and composites. No light curing necessary. Simple processing by sandblasting first. No etching. Excellent setting behaviour. Easy to apply. Highly flowable material, bubble-free. Automix syringe.

- | | | |
|--------|-----------------------------|--|
| # 6700 | CEKA Multi Set | 2 x 4 g Composite, 5 ml Primer, 6 automix tips, brush |
| # 6701 | CEKA Multi Composite | 2 x 4 g + 6 automix tips |
| # 6702 | CEKA Multi Primer | 5 ml |
| # 6705 | CEKA Multi Mix Tips | 20 pcs |



CEKA SITE

NEW
FORMULA



CEKA SITE is a bonding and filling material.

Always use at room temperature.
Sandblast the metal surface to be bonded with coarse aluminium oxide.
Use the automix tip to expell CEKA SITE. Maximum working time: 1.5 minutes.
The material is sufficiently set after 10 minutes.

CEKA SITE 2 x 2 g composite, 6 mixing tips



CEKA BOND



CEKA BOND is an anaerobic adhesive to prevent gradual unthreading of prosthetic components.

The components can still be unthreaded by using the proper instruments.
Setting time in the mouth: 3 hours

CB1 5 ml



3C-BOND



Bonding agent for porcelain firing to titanium-free, non-precious alloys (Cr-Co-Mo and Ni-Cr).

Avoids greying/greening of porcelain.
Apply the material as a wash opaque.

140-3CB-20 20 g



PERMA-RET



Mechanical retention for acrylic and composite teeth.
Ideal for single tooth repairs or in deep bites.

1601 Set: 1 wire holder, 3 twist drills, 100 cm of threaded silver wire
1602 13 x 80 mm of threaded silver wire
1604 1 wire holder
1606 3 twist drills



PRECI-SEP



PRECI-SEP is a latex-based separator, spacer and release agent for multiple dental applications:

- spacer for precision attachments
- spacer for composite and acrylic provisional restorations
- spacer for customized abutments when modelling with self-cure or light-cure acrylic
- protects against sandblasting and acids
- spacer with vacuum formed trays
- release agent for crowns when pouring a pick-up impression

6501 15 ml



PLASTICWAX



Wax with plastic filler.

Ideal for build-up and milling technique.

Available as build-up wax (45 g) or in 8° profiles
(height: 4.5 mm - length: 60 mm - width top: 1.9 mm / bottom: 2.8 mm)


IMP-CK-045 box 45 g
IMP-CK-014 8° profiles 4 pcs



PRECI-PROFILE

Laser welding titanium profiles for wraparound implant bridges.
To be used with the CEKA SOL T1 CS31 titanium laser welding alloy.
Fast, versatile and economical. Pure titanium grade 2.

Height: 2.9 mm - Width: 2 mm - Length: 50 mm - Vickers hardness: 210 ± 20



STRAIGHT TITANIUM PROFILE FOR LASER WELDING

IMP-CK-015 1 pc
IMP-CK-025 25 pcs

CURVED TITANIUM PROFILE FOR LASER WELDING

IMP-CK-016 1 pc
IMP-CK-026 25 pcs
Curve radius: 20 mm - Heat-treated

EXPANDO®



Expando is a retraction device to protect the lips, cheek, and tongue during dental treatment procedures. Expando helps to relax the patient and also enables a better positioning of the suction device. After placing the expando, the dentist has better access to the treatment area and can keep both hands free to operate. Restorative work can be done in the molar area without chairside assistance. Can be sterilized.



Available in 3 sizes:

# 7301	small	1 pc
# 7302	medium	1 pc
# 7303	large	1 pc

GAUGE



The gauge is an excellent tool for determining the dimensions of a bar or ball attachment. The diameter of the most current spherical attachments and abutments and the dimensions of the bar are easily measured with this instrument. The verification of the male also facilitates the choice of the appropriate female. The gauge can be used by the dentist in the mouth and by the dental technician in the laboratory. Sterilizable.

H 35 1 pc

TABLE OF ALLOYS AND MATERIALS

PALLAX - For soldering to precious and non-precious alloys

White - Au 2 - Ag 37 - Pt 9.5 - Pd 37 - Cu 12.5 - Co 2
Melting range: 1055-1130 °C (1931-2066 °F)

IRAX - For the cast-on technique with precious alloys only

White - Au 60 - Pt 24 - Pd 15 - Ir 1
Melting range: 1400-1460 °C (2552-2660 °F)

NOPRAX - For the cast-on technique with non-precious alloys only

White - Ni 72 - Cr 17 - Fe 10 - Mn 1
Melting range: 1355-1450 °C (2471-2642 °F)

ORAX - For soldering to precious and non-precious alloys

Yellow - Au 67 - Pt 8.6 - Ag 13.2 - Cu 11 - Zn 0.2
Melting range: 910-995 °C (1670-1823 °F)
Heat treatment: 60 min at 400 °C (752 °F)

PLATIRAX - For direct casting with all dental alloys

White - Pt 85 - Ir 15
Melting range: 1790-1820 °C (3254-3308 °F)

TITANAX - Only for bonding and acrylic fixation

White - Ti 90 - Al 6 - V 4 - Do not heat!

STAINLESS STEEL - Only for bonding and acrylic fixation

White - Fe 66 - Cr 17 - Ni 11 - Mo 2 - other 4 - Do not heat!

POLYPROPYLENE

1802, 1805, 1806

POLYACETAL

1231, 1232, 1233, 1311, 1312, 1313, 1361, 1362, 1363, 1822

THERMOPLASTIC ELASTOMER

1201 B



WWW.CKPL.EU

CEKA
ATTACHMENTS
PRECI-LINE



Prospectus n° 269.E-ed.I
© Copyright ALPHADENT NV 2/2015 - BTW BE 0414.789.321 RPR Kortrijk
ALPHADENT NV • Mannebeekstraat 33 8790 Waregem, Belgium
T +32 56 629 531 - **E** info@ckpl.eu