



X-tra fil

LIGHT-CURING POSTERIOR FILLING MATERIAL



VOCO
THE DENTALISTS

ECONOMICAL – QUICK – CLEVER

The balance between your costs and the actual revenue from posterior restorations is a very familiar issue. The patient's desire for an amalgam-free restoration, but at an amalgam price, is also a factor in this equation. A decision must be made: Use a composite that must be placed in the cavity in small increments which are then individually light polymerised, or make compromises, such as using a non-composite material. With x-tra fil, we offer a real alternative without compromises!

The real alternative without compromises

This light-curing and highly radiopaque hybrid composite was specially developed for fast application in the posterior area. Excellent handling, outstanding curing depth and low shrinkage distinguish x-tra fil from the rest. This cost-effective, universal composite helps you create tooth-coloured posterior restorations without economic disadvantage for your surgery. The material's high translucency allows it to adapt like a chameleon to the shade of the surrounding tooth substance. The resulting aesthetic appearance is more than acceptable to the cost-conscious patient as an alternative to amalgam fillings.

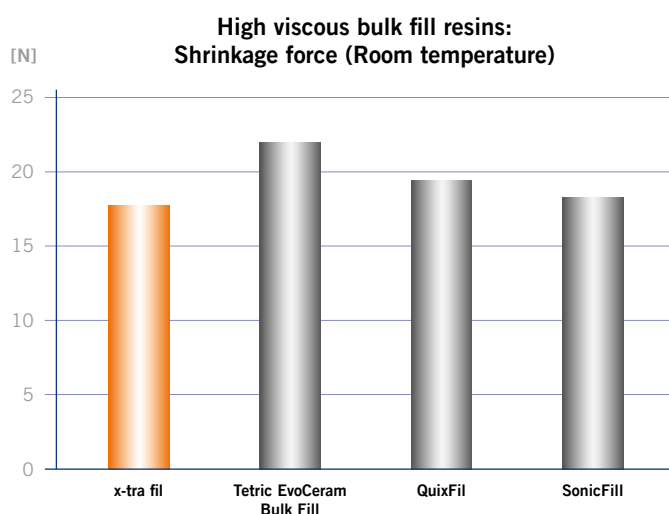
Quick and economical

x-tra fil offers the possibility to place increments of up to 4 mm in thickness in only one work step. Combined with an exposure time of only 10 seconds (minimum light output 800 mW/cm²), the result is extremely fast work. The working

time can be further reduced in comparison to conventional posterior restorations by combining x-tra fil with any VOCO Futurabond *SingleDose* self-etch adhesive. x-tra fil's trouble-free handling, and the reduced application time resulting from using a bond from the Futurabond line, jointly contribute to outstanding cost-effectiveness when fabricating a restoration.

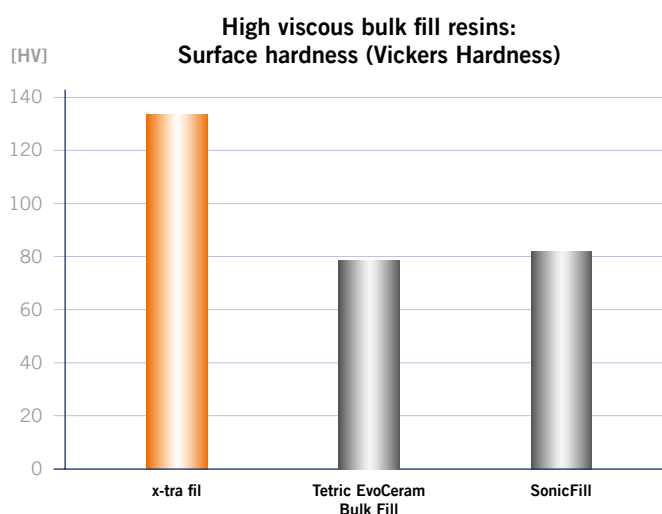
Fail-safe and durable

x-tra fil's excellent physical properties are obtained by combining a new multi-hybrid filler technology with an innovative initiator system for photopolymerisation. The resulting reduced shrinkage stress provides the foundation for restorations of lasting marginal integrity. The physical stability and high resistance to abrasion have been fine-tuned to meet the special requirements of load-bearing restorations. Due to its high radiopacity, x-tra fil can be distinguished clearly from the tooth substance on an X-ray image.



Source: Tauböck T. T. et al., J. Dent. 43, 2015, 1358 - 1364

Tetric EvoCeram Bulk Fill, QuixFil and SonicFill are not registered trademarks of VOCO GmbH.



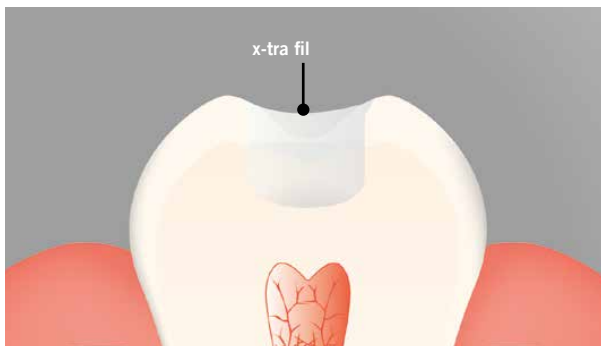
Source: Ilie N., Bucuta S., Draenert M., Oper. Dent. 38, 2013, 618-625

x-tra fil®

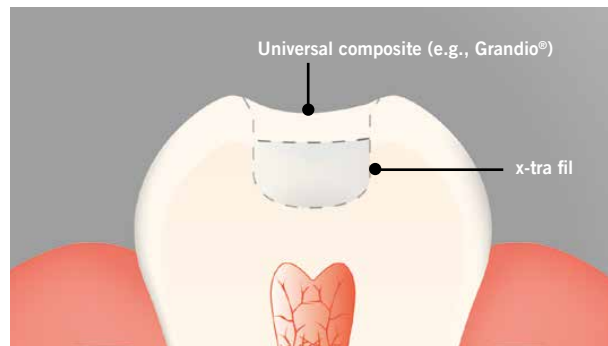
GIVES YOU THE CHOICE

x-tra fil is a must-have when looking for a first-class alternative to amalgam, and in situations that require quick, cost-effective and at the same time reliable working results. Due to its outstanding physical properties, x-tra fil additionally allows you the following choice in contrast to other materials:

You decide



Either ... you build the complete restoration from x-tra fil (4 mm thick increments in 10 seconds) and, in addition to its low shrinkage stress, rely especially on x-tra fil's high surface hardness and accompanying low abrasion.



Or ... you use x-tra fil as a quick bulk liner and subsequently apply a highly aesthetic universal composite, such as Grandio or GrandioSO, as a covering layer.

x-tra fil® in use



1
Tooth 26 with an amalgam restoration in need of replacement



2
The shiny surface indicates excellent wetting with the bond before polymerisation



3
Modelling the marginal ridge against the matrix



4
Filling the cavity in 4 mm increments



5
Filling the palatal cavity



6
Finished treatment with x-tra fil

x-tra fil®**LIGHT-CURING POSTERIOR FILLING MATERIAL**

In addition to being indicated for posterior restorations, x-tra fil can also be used for patients classed as “non-compliant”, due to its time-saving application. The material is also well-suited for cost-saving core build-up.

Indications

Class I and II posterior fillings

Core build-up

Advantages

- Curing depth 4 mm
- Curing time only 10 s
- Universal shade
- Long-lasting and economic
- Reduced working time, especially in combination with any Futurabond *SingleDose* adhesive
- Easy handling
- Excellent physical properties

**Presentation**

REF 1739 Syringe 10 × 5 g

REF 1740 Syringe 5 g

REF 1741 Caps 20 × 0.25 g

REF 9301 Dispenser – Caps

VOCO GmbH
Anton-Flettner-Straße 1-3
27472 Cuxhaven
Germany

Freecall: +800 44 444 555
Fax: +49 (0) 4721-719-140

info@voco.com
www.voco.dental

Available from: